



PATHOLOGY NEWS

Special Points of Interest

Administrative Update
page 2-3

Cellular and Molecular Pathology Program and Summer Undergraduate Program
page 4-5

Residency, Fellowship and Medical Student Program Update
page 6


Faculty Highlights
Page 7-8

Presentations
page 9

New Faculty
10-11

Seminars & Publications
page 12-15

Personal News
page 16



Dear Colleagues:

As we approach the end of another year, we continue to grow as a Department both in diagnostic excellence and in Pathology research. Pathology will play a major role with the personalized medicine initiative that the University and UPMC is now planning. This initiative will incorporate research and applications from all aspects of Pathology, including histopathology, lab diagnostics, genomics and informatics.

Our department has also continues expanding its windows to the world. We have established telepathology linkage with KingMed, in Guangzhou, China. On a local technological level, under the leadership of Drs. DeFrances and Contis, the Department has developed a patient friendly portal which provides the opportunity for guiding patients towards understanding of a pathology diagnosis. The UPMC based patient-oriented portal is now accessible on the web. In addition, under the leadership of Drs. Yousem and Parwani, another web portal has been opened to receive consults in the form of digital images or virtual microscopy files.

Our hospitals are staffed with a new residents and fellows as well as many new clinical faculty for the expanding services in central academic as well as peripheral hospitals. I hope the new faculty will be welcomed and supported by those of you who have been through the ropes of learning a new hospital and a new city. Additionally, we look forward to UPMC East in Monroeville scheduled to open in the Spring.

On the research side, many new research faculty have joined the Department and bring with them new areas from which students can choose projects that will provide opportunities for intellectual stimulation and scientific curiosity. This includes collaborations with the McGowan Research Center and the Vascular Medicine Institute.

I sincerely believe that without each of you, the continued growth and maturing of our scientific, technical and service entities would not be possible both nationally and internationally. For all of this, I am very grateful to each of you.

If there is anything I can do to assist you in your careers, feel free to contact me. Wishing you a happy upcoming holiday season.

Sincerely,

George K. Michalopoulos, M.D., Ph.D.



“The difference between school and life? In school, you're taught a lesson and then given a test. In life, you're given a test that teaches you a lesson.”

**Tom Bodett
(American Author)**



A Note from Payroll

I would like to remind everyone that the payroll deadlines for each month are very early in the month. The paperwork is due one week prior to deadline in the Dean's office for processing. If we miss this deadline we are charged a service fee to process for the check. If this happens, I will be asking you to supply an account number to cover this expense. Otherwise, this employee will not receive a paycheck until the following month.

SUPERVISORS OF WORK STUDY/STUDENT WORKERS: All timesheets for your students are due into my office on the 10th of each month. Students will project the hours they will work up to the 15th of each month. Adjustments will be made the following pay period. **IT IS YOUR RESPONSIBILITY TO SEE THAT THEIR HOURS ARE TURNED IN ON TIME!** If a student does not turn in their hours on time, they will not be paid until the following month! Payroll submission has been delayed several times while I attempt to "track down" their timesheets.

PRISM TRACKS

As of January 4, 2010 the University has implemented an on-line time keeping system (PRISM TRKS) to be used by regular full-time and part-time staff. This new system helps ensure compliance with federal, state, and local wage and hours laws, as well as consistently apply the University's policies and procedures related to time and attendance. This system allows for more efficient processing of overtime and compensatory time while providing current time worked and time off data to staff and supervisors.

Employees are required to submit electronic timecards to their supervisors on a weekly basis. If you have any questions, please contact me.

Reasons to visit the Payroll Office

TAX LAW CHANGES – Beginning January 1, 2012, Pennsylvania Act 32 requires employers to withhold applicable local Earned Income Tax (EIT) on behalf of their employees and remit it to a designated Tax Collection district. Therefore, the University will begin withholding EIT for all Faculty, Staff, and Students who are subject to these taxes. Two weeks ago, the University mailed a letter to your permanent residence explaining this. On the outside of the envelope were listed the municipality you live in along with your school district. If either of these were not correct, please see me to complete a new Residency Certification Form.

Change in name or address – If you change your name due to marriage or divorce, you must change it with Social Security first. Bring your updated card to the Payroll Office. Forms are available if you should change your address.

Foreign Faculty/Staff/Students - You should come by my office if:

- You have received your Permanent Resident "green" card
- You have recently received your authorization to work cards
- Your current visa has been extended. Please bring copies of the approval notice or new DS-2019.

Resignation - Faculty should submit a *resignation* letter to Dr. Michalopoulos and Division Director. Staff should give a copy to your supervisor, which should include your final date of employment. **This should be done within 24 hours after you have informed your Supervisor in order to process your paperwork.** Be sure to include your forwarding address in order for your W-2 form to be forwarded to the correct address.

To Hire New Employees - Faculty wishing to hire staff positions should initiate this process through the Payroll Office. This includes foreign recruits also.

Medical Leaves - If you are going on leave or have just returned from a leave (personal or FMLA) you must let me know in order to get your paperwork in order.

PAYCHECK INFO:

As of April 2011, the University Payroll Department has discontinued paper copies of your pay stubs. These can now be viewed on-line. Directions are listed below:

- Navigate to the University portal: my.pitt.edu
- Enter you University Computing Account username and password
- Click on the "Log In" button
- Click on the "PRISM Login" link
- Select "PHR Employee Self-Service" responsibility
- Select "Pay Statement"

I can be reached at 648-1038 if you have any questions/concerns. **Please call my office first to schedule an appointment before "stopping by". This will ensure that I'll be available to discuss your issues/concerns.**

Carolyn Nolte
Payroll Coordinator

VISAs and IMMIGRATION REQUESTS

For Visas for staff and faculty, please contact Heather Bragg at bragghm@upmc.edu or by calling at 412-683-7556. Heather can answer all questions and work with you to extend a visa. You must contact her four months prior to the expiration of your J-1 visa and six months prior to your H-1B expiration. If you need to see her in person, her office is located on the 7th floor of Scaife Hall, room A711.

Thank you.



**ADMINISTRATIVE OFFICE HOLIDAY
COVERAGE**

For the Thanksgiving break, the Administrative Office will be closed Thursday, November 24 and minimally staffed on Friday, November 25.

For the Christmas break, the offices will be minimally staff December 23-30 as the University is officially closed Friday, December 23 through Monday, January 2. Offices reopen Tuesday, January 3.

The University will be closed on Monday, January 16, 2012 in observance of Martin Luther King Day and on Friday, March 9, 2012 in observance of Spring break.

CELLULAR AND MOLECULAR PATHOLOGY PROGRAM UPDATE AND SUMMER UNDERGRADUATE RESEARCH PROGRAM (SURP) UPDATE

CMP NEWS:

I am happy to report that our program continues to do quite well. During the course of the past year, nine students graduated; however, we added **8 new students** (7 from IBGP and 1 from MSTP), giving us a current total of 36 students and making us one of the largest of the six Interdisciplinary Program affiliates. Despite losing some faculty members through career changes, overall our faculty numbers have remained steady. This past academic year we added 5 new faculty members to CMP: **McGarry Houghton, Ken Tamama, and Yvonne Chan** (primary), and **Jill Siegfried and Kacey Marra** (secondary) making our current total 64. Further, we have 7 more members in the midst of the application process! Please remember to tell interested faculty about joining CMP. We are always interested in adding qualified SOM faculty to our graduate program. One of the members we lost was our Associate CMP director, Bob Bowser. For those who don't already know, **Marie DeFrances** is the new Associate Director.

Good things continue to happen with our outstanding CMP students and faculty. At the recent Biomedical Graduate Student Association (BGSA) symposium, **Rohan Manohar** (mentor, **Eric Lagasse**) was awarded the **Steve Phillips achievement award** for most significant first author publication and asked to give a talk on his work in the afternoon. This makes 4 out of 8 times that a CMP student has won this award! **Evan Delgado, Dee Seneviratne, and Erin Steer** (mentors **Paul Monga, Reza Zarnegar, and Charleen Chu**, respectively) tied for first place in the CMP poster presentations (~35 students) with perfect scores, and **Dr. Alan Wells**, won both the **BGSA distinguished mentor award and MSTP best mentor award**. Alan's student from the PIMB (**Melanie Rodrigues**) won the most well-rounded student award.

This past year we implemented the monthly Research in Progress (RIP) seminar for students in the CMP program in response to their request for more opportunities to present their research and to interact with each other on a more continual basis. It seems to have been well received, possibly because of the pizza dinners... On October 13 the CMP faculty met and discussed the implementation of an **annual student review committee** that would evaluate student progress independently of the dissertation committee. Although there has been some dissent about this being yet another administrative layer, in general the response was positive and it will likely be implemented next summer. This will allow for more opportunities for CMP faculty to participate in our program. Also, we recently received permission from the School of Medicine to offer a new course in the fall entitled "**Basics of Personalized Medicine**" and planning for the content is already in progress. **Please let me know if you are interested in helping out with either of these new venues.**

Finally-hold these dates...our annual retreat will be **May 30, 2011** with **Steven Gonias, MD/PhD, Chairman of Pathology at UCSD** as our on campus keynote speaker, along with several student and faculty speakers, and an evening poster session at the University Club. More information will follow in the next newsletter. The **Summer Undergraduate Research Program (SURP)** will begin on **May 29, 2011**. For SURP, we are once again actively seeking interested faculty willing to host college undergraduates in their laboratories for a 10-week scientific research experience. SURP is a highly competitive outreach program, specifically designed to recruit high quality students into applying for graduate degrees through the University of Pittsburgh School of Medicine (UPSOM) programs such as the Interdisciplinary Biomedical Graduate Program and the Medical School.

The specifics of SURP are as follows:

The cost to the individual investigator is \$3500.00. In some cases, there may be supplemental funding from UPSOM. Please contact me at 412-648-9690 or wmars@pitt.edu if you are interested in learning more about these funding opportunities.

The program will run from **May 29-August 3**. Students are expected to have a specific project that they work on full time. They are also expected to attend supplemental programming 1-2 hours a week. At the end of the experience they must write an abstract and do a 10-minute power point presentation of their work.

Student housing and travel will generously be provided by UPSOM.

The success of this program relies on **quality mentors** well as quality students. Part of our past success has been due to participation of interested faculty such as you. In addition, we have implemented several techniques designed to attract the highest quality students to our program such as a shared online application process. I would venture that many of you who have participated as SURP mentors in the past can attest to the quality of the students that we are attracting. **You need not be graduate faculty to take on a student.**

If you have any questions or are willing to be a mentor this year, please contact me at 412-648-9690, or via e-mail at wmars@pitt.edu. The application process has already begun. Also, remember that if you are interested in having issues brought before the CMP steering committee, please share them with either our CMP administrator, Shari Tipton (tiptonsl@upmc.edu), or with me (wmars@pitt.edu).

Thanks so much!
Wendy M. Mars, Ph.D.
Director, Pathology SURP and



*Dr. Wiley presenting the Martinez
 Lecture speaker's plaque to
 Dr. von Deimling
 October 5, 2011*

**Freedom is never free
 - Author Unknown
 Veteran's Day
 November 11, 2011**

Pitt's Office of Veterans Services (OVS) needs volunteers for a Remembrance Day National Roll Call event honoring the more than 6,200 military personnel who have lost their lives in combat operations in Iraq and Afghanistan since 2001.

On Veterans Day, Nov. 11, OVS will host the event in the William Pitt Union lower lounge. Volunteers each will read 50 names of fallen service members, beginning at 9:30 a.m. Events throughout the day will include: at 9 a.m. an ROTC Color Guard opening ceremony and speaker Vice Chancellor Renny Clark; the reading of the names; a pause for the national moment of silence at 2 p.m.; continuation of the reading of names, and a closing Color Guard ceremony at approximately 4 p.m.

MEDICAL STUDENT, RESIDENCY AND FELLOWSHIP PROGRAM UPDATE

Residency Program Update

In late October the 2010 – 2011 Residency Program Annual Review was distributed to faculty. Highlighted items include:

- Successful ACGME accreditation for the maximum of 5 years with no citations and commendation
- Our 2006 to 2010 5 year rolling average board pass rate for AP at 97.06 % - 10.79% above national rate, and for CP 83.34% - 8.31% above national rate for CP
- The academic performance of our residents is strong as evidenced by their abstract and publication performance and our consistent high ranking for number of trainee abstracts accepted at national meetings
- The positive faculty performance survey results by 24 residents – of 94 faculty members with 3 or more resident evaluations the average score in all areas is superior
- The positive resident performance survey results by 30 faculty where 86% consider that the residents meet or exceed expectations.
- The strong performance of the Program Office staff with 96.4% of faculty and almost 100% of residents considering that the office meets or exceeds expectations
- 27 of our last 39 resident graduates have accepted fellowship positions at UPMC

The new two weeks GRIP – Genomics, Research Skills and Informatics in Pathology course was initiated in September 2011

Fellowship/Clinical Instructor Program Update:

- We have 19 fellows and 6 Clinical Instructors for 2011 – 2012

Our strategy to recruit Clinical Instructors for non-boarded fellowships continues to expand

Medical Students Update:

- 32 faculty, 17 residents and 3 fellows have volunteered to be laboratory instructors for our Pathobiology course for MS-1 students in January 2012
 - David Cohen from the University of Florida is enjoying his Post Sophomore fellowship with us this year
- The Pathology Medical Students Interest Group received its third consecutive \$1,000 award from the Intersociety Council for Pathology Education (ICPE). The award this year is to support the promotion of pathology research opportunities among medical students



Liang –I Kang (MSTP student) received a F30 pre-doctoral fellowship from NIDDK, which is funded for the period of 6/6/2011-6/5/2014. The grant is entitled, "A role for tissue-type plasminogen activator in the suppression of hepatic fibrosis" (grant number 1F30DK091959-01).

FACULTY HIGHLIGHTS

Fiona Craig, M.D. has been elected to the position of Senior Councilor of the International Clinical Cytometry Society. This is an eight year commitment during which she will serve as President of the Society from 2015 - 2017.

Jeffrey Kant , M.D., Ph.D. has been invited by Health and Human Services Secretary Kathleen Sibelius to serve on the Clinical Laboratory Improvement Advisory Committee (CLIAC) of the Centers for Disease Control and Prevention (CDC) through June 30, 2015.

Larry Nichols, M.D., was awarded the Sheldon Adler Award for innovation in medical education. Awarded for innovations in the Cellular and Pathologic Basis of Disease course in the first year of the medical school curriculum.

William Pasculle, Sc.D.

In the fall special issue of Pitt Med Magazine, there is a list of the top 100 discoveries made by Pitt faculty. My discovery of *Legionella micdadei* in 1980 is listed as one of them. See page 25 of link here: http://pittmed.health.pitt.edu/Fall_2011/Fall_2011

Parmjeet Randhawa, M.D.

- Poster of Distinction Award, American Society of Transplantation Meeting, Philadelphia, May 2011
- Member, Advisory Board, Indian Journal of Fundamental and Applied Life Sciences, 2011

Darrell Triulzi, M.D.

Darrell J. Triulzi, MD, professor of pathology at the University of Pittsburgh and medical director of the Institute for Transfusion Medicine, was elected president of AABB (formerly the American Association of Blood Banks) for the 2011-2012 term, succeeding James P. AuBuchon, MD, FCAP, FRCP(Edin). Dr. Triulzi assumed his new role at the Annual Meeting and CTTXPO in San Diego, Calif., on Oct. 25.

Theresa Whiteside, Ph.D.


Received an Honorary Doctoral Degree “Honoris Causa” from the Poznan University of Medical Sciences and Academy of Medicine in Poznan, Poland on October 25th, 2011. Many of her former postdoctoral fellows from around the world will be there. The celebration in Poznan will be preceded by a Symposium on “Recent Progress in Immunotherapy of Cancer: Mechanisms, Strategies and Outcome.” The speakers from Poland and other countries will be former students or collaborators. She was deeply honored to be recognized and receive this honor from a University of her native country, Poland.

Chengquan Zhao, Chief Editor

Gynecological Cytopathology: Diagnosis and Clinical Management (Chinese) Publisher: Beijing Science and Technology Publishing House, First Published in 2011, August.

Cary Wu, Ph.D.

Chair, Session of Integrin Activation, Fibronectin, Integrins and Related Proteins Gordon Conference, Il Ciocco, Italy, May 2, 2011.



NEW SUBDIVISION



SUBDIVISION OF ADVANCED IMAGING & IMAGE ANALYSIS (PATHOLOGY INFORMATICS)

We are pleased to announce the formation of this new subdivision within the Division of Pathology Informatics. Its purpose is to foster successful creation and implementation of these rapidly developing imaging techniques. This includes current clinical image analysis systems, as well as research/development of novel techniques such as optical coherence tomography (OCT) and Computer-Assisted Diagnosis (CAD).

This is an inclusive effort. We welcome participation with any interested faculty, trainees, researchers, and staff members. As part of our mission, we are also happy to assist with implementation of image analysis systems in the Department. Please contact us if you have any questions about this new Subdivision, or would like to discuss image analysis at Pitt.

Jeffrey L. Fine, M.D.

Director, Advanced Imaging & Image Analysis
Subdivision within the
Division of Pathology Informatics

Nikola Vujanovic, M.D. Ph.D.
Research Professor, UPCI

Awards

iSBTc Team Science Recognition Award: "For individual contributions of energy, activity, and intellect to the team at the University of Pittsburgh, whose leadership has fostered success in the field of immunotherapy / biological therapy of cancer", 2010

University of Pittsburgh Honor for the outstanding contribution in science, 2011


Pitt Innovator Award for commercialization of patent, 2011

Patents

AB Deleo, JC Hiserodt, NL Vujanovic, WH Chambers. An anti-rat CD161 mAb. *Patent filling date July 26, 2011. Pitt Ref No.: 02492*

"A man's
errors are
the portals
of
discovery"

James Joyce
(Irish Novelist
1882-1941)



PRESENTATIONS

Shiyuan Cheng, Ph.D.

- Distinguished Lecture Series, at the Brain Tumor Center, Departments of Neurosurgery and Neuro-Oncology, The University of Texas MD Anderson Cancer Center, Houston, TX; “Mechanisms of PDGFR alpha-Promoted Glioblastoma Tumorigenesis and Invasion”, July 7, 2011.

George K. Michalopoulos, M.D., Ph.D.

- Invited speaker, Max Planck Institute Dortmund Symposium, Dusseldorf, Germany, September 15-17, 2011.
- Invited speaker, Chinese Annual National Pathology meeting, “New Technologies and the Future of Pathology Practice,” Hangzhou, China, October 14-16, 2011.
- Invited speaker, 21st Annual American Liver Foundation Symposium, Bridging Basic Science and Liver Disease, Boston, MA, November 2, 2011.
- Invited speaker, Monty Bissell Symposium, San Francisco, CA November 4, 2011.
- Invited speaker, Liver and Pancreas: From Development to Disease, Baeza, Spain, November 14-16, 2011
- Invited speaker, Liver Downunder, University of Western Australia, Perth, Australia, November 28– December 2, 2011.

Parmjeet Randhawa, M.D.


- Annual update on the in-vitro testing program for BK virus. Department of Microbiology and Infectious Disease, NIAID, NIH, Bethesda, Maryland, March 22, 2011.
- Therapeutic Strategies for BK virus Infection: Empiricism versus Rational Design. Candian Society of Transplantation Meeting, Mont-Tremblant, Quebec, March 3, 2011.
- Clinical Significance of Scoring Transplant Glomerulitis. Banff Conference for Allograft Pathology, Paris, France, June 7, 2011.
- Banff Initiative For Quality Assurance in Transplantation: Immunohistochemistry for BK virus. Banff Conference for Allograft Pathology, Paris, France, June 7, 2011.

Uma Rao, M.D.

- Invited speaker for the Western New York Society of Pathologists. on October 12th 2011.
- Lecture on “ Selected Bone Tumors: Importance of radiological features in diagnosis”
Attendees pathology faculty, general pathologists, residents and fellows SUNYAB Buffalo., NY

Theresa Whiteside, Ph.D.

- University of Heidelberg in Germany. Lecture: ”The adenosine/PGE₂ pathway in cancer: cAMP and human regulatory T cells”, October, 2011.



NEW FACULTY

Adrienne Carruth Griffin, M.D., Clinical Assistant Professor, will join the Department in July, 2012 at UPMC Passavant Hospital. She is presently a Surgical Pathology Fellow at UPMC. Her expertise is in general surgical pathology and cytopathology.

Beth Z. Clark, M.D., Assistant Professor, joined the Department in October 2011 at Magee Womens Hospital. Dr. Clark finished her residency at UPMC in 2007 and became a Diplomate of the American Board of Pathology in 2008. She was a staff pathology from 2007 to the 2011 for the David Grant Medical Center at the Travis Air Force Base in California. Her expertise is in gynecologic pathology.

Wendy A. Chamberlain, M.D., Clinical Assistant Professor, joined the Department July 1, 2011 at UPMC Northwest Hospital. In June of 2011 she finished a Cytopathology Fellowship at MetroHealth System in Cleveland Ohio. Her expertise is in general surgical pathology, cytopathology and all aspects of lab medicine.

Robert C. Conley, M.D., Clinical Assistant Professor, joined the Department July 1, 2011 at UPMC Northwest Hospital. Dr. Conley has been at UPMC Northwest since 2009. He is trained in general surgical pathology and cytopathology.

Katherine Doeden, M.D., Clinical Assistant Professor, will join the Department April 1, 2012 at St. Margaret's Hospital. She is presently a staff pathologist at Good Samaritan Hospital in San Jose California. Her expertise is in general surgical pathology, cytopathology, dermatopathology and all aspects of lab medicine.

Franto Francis, M.D., Ph.D., Clinical Instructor, joined the Department July 1, 2011 in the Division of Anatomic Pathology at PUH/Shadyside. He finished a Surgical Oncologic Pathology Fellowship at Memorial Sloan Kettering Cancer Center in July. His expertise is in genitourinary pathology.

Sarah E. Gibson, M.D., Assistant Professor, joined the Department September 1, 2011. She became a Diplomate of the American Board of Pathology, combined Anatomic and Clinical in 2008 and in Hematology in 2009. She will be a member of the Division of Hematopathology.

Nahed Ismail, M.D., Ph.D. Associate Professor, joined the Department in the Section of Laboratory Medicine September 1, 2011. She is also the Director of Microbiology at Magee Women's Hospital. She was previously at Meharry Medical School in Nashville TN. She is an established independent investigator with a track record in the field of rickettsial and ehrlichial immunology.

Sonal Kamat, M.D., Clinical Assistant Professor at UPMC Mercy, joined the Department August 1, 2011. She completed a Surgical Pathology Fellow at UPMC in 2010 and continued on with a Fellowship in Cytopathology at UPMC finishing in 2011. She is a Diplomat of the American Board of Pathology, AP/CP Board Certified since August 2010.

NEW FACULTY

Ashish P. Mogal, M.D., Ph.D., Clinical Instructor, joined the Division of Anatomic Pathology at PUH/Shadyside July 1, 2011. Dr. Mogal did his residency in Anatomic and Clinical Pathology at Washington University in St. Louis in 2007. This was followed by a position in the Department of Pathology and Immunology. He obtained his Ph.D. in 2007 from Vanderbilt University. His area of expertise is in gastrointestinal.

Shanmugam Nagarajan, Ph.D., Associate Professor, joined the Division of Experimental Pathology and the Vascular Medicine Institute in August 1, 2011. Dr. Nagarajan joins the Department coming from the University of Arkansas for Medical Sciences. He will continue his work as an independent researcher investigating the biology of vascular disease and tissue pathology.

Wadicar Nugent, M.D., Clinical Instructor, joined the Division of Molecular Pathology July 1, 2011. Dr. Nugent completed the Empire Clinical Research Investigator Program Research Fellowship in 2011. He will participate in the clinical molecular anatomic pathology service.

Reetesh Pai, M.D., Associate Professor, will join the Department February 1, 2012 in the Division of anatomic Pathology. He is a Diplomate of the American Board of Pathology, Anatomic and Clinical since 2006 and for Cytopathology since 2007. His area of expertise is in gastrointestinal pathology.

Timothy Pal, M.D., Clinical Instructor, joined the Department July 1, 2011 in the Division of Anatomic Pathology at Presbyterian/Shadyside Hospital. He has just completed his residency at SUNY Upstate Medical University in 2011. His area of expertise is in gastrointestinal pathology.

Payam Arya, M.D., Clinical Assistant Professor, joined the Department July 1, 2011 at UPMC McKeesport. Dr. Arya completed a cytopathology fellowship at UPMC in 2011. His area of expertise is in general surgical pathology and cytopathology.

Jay Raval, M.D., Assistant Professor, joined the Department July 1, 2011 at the Institute of Transfusion Medicine. He completed a fellowship in Transfusion Medicine in 2011 at UPMC. His main clinical responsibility will be medical coverage of the therapeutic apheresis service.

Marian Rollins-Raval, M.D., Clinical Instructor, joined the Department July 1, 2011 in the Division of Hematopathology. Dr. Rollins-Raval just completed a residency in Anatomic and Clinical Pathology at UPMC in 2011. Her area of expertise will be in hematopathology.

Alejandro Soto-Gutierrez, M.D., Ph.D., Assistant Professor, Division of Experimental Pathology, joined the Department July 1, 2011. He was with the McGowan Institute for Regenerative Medicine previously. He will do research on organ bioengineering using hepatic and tissue biology.

**PATHOLOGY
RESEARCH SEMINAR
SERIES**

Annual Totten Lecture

“Molecular Feature of Pancreatic
Cancer Progression”

**Christine Iacobuzio-Donahue, M.D.,
Ph.D.**

Associate Professor of Pathology
and Oncology
Department of Pathology
Johns Hopkins Hospital
Baltimore, MD

Wednesday, November 9, 2011

Noon

1104 Scaife Hall

Annual Szulman Lecture

“Reprogramming and Programming in
Human Embryo and Beyond”

Renee Reijo Pera, Ph.D.

Professor, Institute for Stem Cell Biology
And Regenerative Medicine
Stanford University
Stanford, CA

Friday, November 11, 2011

10:20 a.m.

Magee Women’s Hospital Conference
Center

“Gene-Environment Interaction in Lipid
Levels: A Multifaceted Research Puzzle”

Brian Shirts, M.D., Ph.D.

Co-Chief Resident,
Department of Pathology
University of Utah
Salt Lake City, UT

Wednesday, December 7, 2011

Noon

1104 Scaife Hall

PUBLICATIONS

Bansal M, Zhao C. Prevalence of High Risk Human Papillomavirus in Women with Abnormal and Normal Vaginal ThinPrep Papanicolaou Cytology. *J Low Genit Tract Dis.* 2011;15(2):105-109.

Bohn OL, Zhao C, Jones MW. Unusual Ovarian Stromal Tumor with Radiation Changes Mimicking Carcinoma. *J Cancer* 2011;2:228-231

Chao Y, Jing Y, Jia Y, Wang Y, Zhao C, Luo B. Conservation and mutation of viral interleukin-10 gene in gastric carcinomas and nasopharyngeal carcinomas. *J Med Virol.* 2011;83:644-650

Bansal M, Austin RM, Zhao C. Correlation of Histopathologic Follow-up Findings with Vaginal Human Papillomavirus and LSIL Pap Test Results. *Arch Path Lab Med.* 2011 in print

Zhao C, Kalposi-Novak P, and Austin RM. Follow-up Findings in Adolescents with HSIL Pap Test Results. *Arch Path Lab Med.* 2011;135:361-364.

Heider, Austin RM, Zhao C (correspondence author). Data From a Large University Womens Hospital Practice Support ASCCP Guidelines Citing HPV Triage As An Option with LSIL Cytology for Older Women. *Acta Cy-*

Czystowska M, Szczepanski MJ, Szajnik M, Quadrini K, Brandwein H, Hadden JW, Whiteside TL. Mechanisms of T-cell protection from death by IRX-2, a new immunotherapeutic. *Cancer Immunol. Immunother.*, 60(4): 495-506, 2011. PMID: 21181158

Whiteside TL, Mandapathil M, Szczepanski M, Szajnik M. Mechanisms of tumor escape from the immune system: Adenosine-producing Treg, exosomes and tumor-associated TLRs. *Bulletin du Cancer: Special Issue on Tumor Microenvironment*, 98(2): E25-31, 2011. PMID: 21339097

Dumitru CA, Gholaman H, Trellakis S, Bruderek K, Dominas N, Gu X, Bankfalvi A, Whiteside TL, Lang S, Brandau S. Tumor-derived macrophage migration inhibitory factor modulates the biology of head and neck cancer cells via neutrophil activation. *Int. J. Cancer*, 129(4): 859-869, 2011. PMID: 21328346

Bauernhofer T, Pichler M, Wieckovski E, Stanson J, Aigelsreiter A, Griesbacher A, Groselj-Strele A, Linecker A, Samonigg H, Langner C, Whiteside TL. Prolactin receptor is a negative prognostic factor in patients with squamous cell carcinoma of the head and neck. *Br. J. Cancer.*, 104(10): 1641-1648, 2011. PMID: 21505459

Schuler PJ, Harasymczuk M, Schilling B, Lang S, Whiteside TL. Separation of human CD4+CD39+ T cells by magnetic beads reveals two phenotypically and functionally different subsets. *J. Immunol. Meth.*, 369: 59-68, 2011. NIHMSID: 294676 PMID: 21513715

**PATHOLOGY
RESEARCH SEMINAR
SERIES**

“piRNAs and piRNPs: The Good
Shepherds of the Germline”

Zissimos Mourelatos, M.D.

Associate Professor

Director, Neuropathology

University of Pennsylvania

Philadelphia, PA

Wednesday, December 14, 2011

Noon

1104 Scaife Hall

Title: TBA

Rama Gullapalli, M.D., Ph.D.

Clinical Fellow

Division of Molecular Diagnostics

Department of Pathology

University of Pittsburgh

Wednesday, December 21, 2011

Noon

1104 Scaife Hall



PUBLICATIONS

Lin C.W., Mars W.M., Paranjpe S., Donthamsetty S., Bhawe V.S., Kang L.I., Orr A., Bowen W.C., Bell A.W., and G.K. Michalopoulos. (2011). Hepatocyte proliferation and hepatomegaly induced by phenobarbital and TCPOBOP is suppressed in hepatocyte-targeted glypican 3 transgenic mice. *Hepatology*. 54(2):620-30. [PMID: 21574168]

Cajaiba M, Parks WT, Fuhrer K, and Randhawa P. Evaluation of human polyomavirus BK as a potential cause of villitis of unknown etiology and spontaneous abortion. *J Med Virol*, 2011 Jun;83(6):1031-1033.

Cheng X, Bohl DL, Storch GA, Ryschkewitsch C, Gaudreault-Keener M, Major EO, Randhawa P, Brennan DC. Potential Inhibitory Interactions between BK and JC Virus in Kidney Transplant Patients. *J Am Soc Nephrol*, 22: 825-831, 2011

Ramaswami B, Popescu I, Macedo C, Luo C, Shapiro R, Metes D, Chalasani G, Randhawa P. Polyomavirus BK Large T-antigen derived peptide elicits aHLA-DR promiscuous and polyfunctional CD4+ T-cell response. *Clinical Vaccine Immunology*, 18: 815-824, 2011.

Austin RM, Zhao C. Unrecognized risks associated with new cervical screening guidelines for younger women. *Arch Pathol Lab Med*. 2011;135(9):1080

Gao F, Austin RM, Zhao C. Histopathologic follow-up and human papillomavirus DNA test results in 290 Patients with high grade squamous intraepithelial lesion papanicolaou test results. *Cancer Cytopath*. 2011 July 19 (Epub ahead of print).

Zhao C, Chen X, Agnieszka OA, Kanbour A, Austin RM. Follow-up outcomes for a large cohort of U.S. women with negative imaged liquid based cytology findings and positive high risk human papillomavirus test results. *Gynecol Oncol*. 2011;122(2):291-6

Zhao C, Domfeh A, Austin RM. Histopathologic outcomes and clinical correlations for high risk patients screened with anal cytology. *Acta Cytol*. accepted July 2011

Mona Bansal, Li Z, Zhao C. Correlation of histopathologic/cytologic follow-up findings with vaginal ASX-US and ASC-H Pap test and HPV test results. *Am J Clin Pathol* Accepted, August 2011

Luo B, Tang X, Jia Y, Wang Y, Chao Y, Zhao C. Sequence variation of Epstein-Barr virus (EBV) BZLF1 gene in EBV-associated gastric carcinomas and nasopharyngeal carcinomas in North China. *Microbes Infect*. 2011 Apr 13 [Epub ahead of print].

Austin RM, Zhao C. Observations for Pap litigation consultations. *Pathology Case Reviews* 2011;16:73-82

Mentrikoski MJ, Zhao C, Zhang J, Wang HL, McMahon LA, Yang Q, Li F, Xu H. Metastatic endometrial stromal sarcoma of the lung: importance of immunohistochemical staining, clinical history and imaging studies. *Biotechnic & Histochem* 2011 in press.

Zhao C, Wu LSF, Barner R. Pathogenesis of ovarian clear cell adenofibroma, atypical proliferative (borderline) tumor, and carcinoma: clinicopathologic features of tumors with endometriosis or adenofibromatous components support two related pathways of tumor development. *J Cancer* 2011;2:94-106.

PUBLICATIONS

Butterfield LH, Palucka AK, Britten CM, Dhodapkar MV, Håkansson L, Janetzki S, Kawakami Y, Kleen TO, Lee PP, MacCalli C, Maecker HT, Maino VC, Maio M, Malyguine A, Masucci G, Pawelec G, Potter DM, Rivoltini L, Salazar LG, Schendel DJ, Slingluff CL Jr, Song W, Stroncek DF, Tahara H, Thurin M, Trinchieri G, van Der Burg SH, Whiteside TL, Wigginton JM, Marincola F, Khleif S, Fox BA, Disis ML. Recommendations from the iSBTc-SITC/FDA/NCI Workshop on Immunotherapy Biomarkers. *Clin Cancer Res*, 17(10):3064-3076, 2011. PMID: 21558394

Szczepanski MJ, Szajnik M, Welsh A, Whiteside TL, Boyiadzis M. Blast-derived microvesicles in sera of acute myeloid leukemia patients suppresses NK cell function via membrane-associated TGF- β 1. *Haematologica*, 96(9): 1302-1309, 2011 PMID: 21606166

Schilling B, Harasymczuk M, Schuler P, Egan JE, Whiteside TL. IRX-2 a novel biologic, favors the expansion of T effector over T regulatory cells in a human tumor microenvironment model. *J. Mol. Med.*, In Press, 2011

Visus C, Wang YY, Lozano-Leon A, Ferris RL, Silver S, Szczepanski MJ, Brand RE, Ferrone CR, Whiteside TL, Ferrone S, DeLeo A, Wang X. Targeting ALDHbright human carcinoma initiating cells with ALDH1A1-specific CD8+ T cells. *Clin Cancer Res*, In Press, 2011.

Cheng Chen, John A. Ozolek, Wei Wang, and Gustavo K. Rohde. A general system for automatic biomedical image segmentation using intensity neighborhoods. *International Journal of Biomedical Imaging Volume 2011 (2011)*, Article ID 606857, 12 pages doi:10.1155/2011/606857.

Chai RL, Ozolek JA, Branstetter BF, Mehta DK, Simons JP. Congenital choristomas of the oral cavity in children. *Laryngoscope*. 2011 Aug 8. doi: 10.1002/lary.21758. [Epub ahead of print].

M.L. Massar, R.Bhagavatula, J.A. Ozolek, C.A. Castro, M. Fickus, J. Kovacevic. A domain-knowledge inspired mathematical framework for the description and classification of H&E stained histopathology images. *Proceedings SPIE Wavelets & Sparsity XIV*, San Diego, CA, August 2011.

John A. Ozolek and Carlos A. Castro. Teratomas derived from embryonic stem cells as models for embryonic development, disease, and tumorigenesis. In *Embryonic Stem Cells: Basic Biology to Bioengineering*. Michael S. Kallos ed. pp 231-262. ISBN 978-953-307-278-4.

Andacoglu O., Kanbour- Shakir A., Teh Y-C., Bonaventura M., Ozbek U., Anello M., Ganott M, Kelley J., Dirican A., Soran A: Rationale of Excisional Biopsy after the Diagnosis of Benign Radial Scar: A Single Institutional Outcome Analysis. *The American Journal of Clinical Oncology* (In Press).

Kamali Polat, A., Kanbour- Shakir A., Andacoglu O., Polat, A. V., Johnson R, Bonaventura M., Soran A: Atypical Hyperplasia on Core Biopsy: Is Further Surgery Needed?. *American Journal of the Medical Sciences* (In Press).

Vujanovic NL. Role of TNF superfamily ligands in innate immunity. *Immunol Res*. 2011, 50, 159-174.

Monaco SE, Colaizzi A, Kanbour A, Ibrahim AS, Kanbour- Shakir A.: The role of axillary lymph node FNA in breast cancer staging prior to chemotherapy with histological correlation. *Acta Cytologica* (In Press).

Liu, K.-W., Feng, H., Bachoo, R., Kazlauskas, A., Smith, E.M., Symes, K., Hu, B. and Cheng, S.-Y. (2011) "SHP-2/*PTPN11* is a critical mediator of gliomagenesis driven by *PDGFRA* and *Ink4a/Arf* aberrations" *J. Clin. Invest.* 121(3):905-917 [Epub ahead of print on Feb 14, 2011] PMID: 21393858

PUBLICATIONS

- Liu, K.-W., Hu, B. and Cheng, S.-Y. (2011) "Platelet-derived Growth Factor Receptor Alpha in Gliomas: A Bad Seed in Glial Cells" *Chinese J of Cancer*,30(9):590-602, PMID:21880180
- Liu, K.-W., Hu, B. and Cheng, S.-Y. (2011) "Platelet-derived Growth Factor Signaling in Human Malignancies" Editorial, *Chinese J of Cancer*, 30(9):581-584, PMID:21880178
- Feng, H., Liu, K.-W., Guo, P., Zhang, P., Cheng, T., McNiven, M.A., Johnson, G., Hu, B., and Cheng, S.-Y. (2011) "Dynamin 2 Mediates PDGFR Alpha-SHP-2-promoted Glioma Cell Growth and Invasion" *Oncogene*, [Epub ahead of print on Sept. 26, 2011] PMID:21996738
- Feng, H., Hu, B., Liu, K.-W., Yiin, J.-J., Vuori, K., Hamilton, R.L., Nishikawa, R., Nagane, M. and Cheng, S.-Y. (2011) "Activation of Rac1 by Src-dependent Phosphorylation of Dock180^{Y1811} Mediates PDGFR alpha-stimulated Glioma Tumorigenesis in Mice and Humans". *J. Clin. Invest. In press.*
- Chen, Y., Wang, D., Guo, Z., Zhao, J., Wu, B., Deng, H., Zhou, T., Xiang, H., Gao, F., Yu, X., Liao, J., Ward, T., Xia, P., Emenari, C., Ding, X., Thompson, W., Ma, K., Zhu, J., Aikhionbare, F., Dou, K., Cheng, S.-Y., and Yao, X., (2011) "Rho Kinase Phosphorylation Promotes Ezrin-mediated Metastasis in HepatocellularCarcinoma." *Cancer Res.*, 71(5):1721-1729. PMID: 21363921
- Imanishi, Y., Hu, B., Xiao, G., X. Yao and Cheng, S.-Y. (2011) "Angiopoietin-2 Promotes Initial Growth and Survival of Breast Cancer Metastases to the Lung through the Integrin-Linked Kinase-Akt-B cell Lymphoma 2 (Bcl-2) Pathway" *J. Biol. Chem.*, *J. Biol.Chem.*, 286, 33:29249-29269 [Epub ahead of print on June 16] PMID: 21680733.
- Mandapathil M., Whiteside TL. Targeting human regulatory T cells (Treg) in patients with cancer: blocking of adenosine-prostaglandin E2 cooperation. *Exp Opin Biol Ther*, 11(9): 1203-1214, 2011. PMID: 21702720
- Yuan, Y., Dong, H. P., Nymoan, D. A., Nesland, J. M., Wu, C., and Davidson, B. PINCH-2 expression in cancers involving the serosal cavities. *Cytopathology* (2010) 22(1):22-9. PMID: 20500520
- Perera, P. M., Wypasek, E., Madhavan, S., Rath-Deschner, B., Liu, J., Nam, J., Rath, B., Huang, Y., Deschner, J., Piesco, N., Wu, C., Agarwal, S. Mechanical signals control *Sox-9*, *Vegf* and *c-Myc* expression and cell proliferation during inflammation via Integrin-linked kinase, B-Raf, and ERK 1/2-dependent signaling in articular chondrocytes. *Arthritis Research & Therapy* (2010) 12(3):R106. PMCID: PMC2911896
- Bledzka, K., Bialkowska, K., Nie, H., Qin, J., Byzova, T., Wu, C., Plow, E. F. and Ma, Y.-Q. Tyrosine phosphorylation of b3 integrin regulates kindlin-2 binding and integrin activation. *J. Biol. Chem.* (2010) 285 (40):30370-4. PMCID: PMC2945529
- Qu, H., Tu, Y., Shi, X., Larjava, H., Saleem, M. A., Shattil, S. J., Fukuda, K., Qin, J., Kretzler, M., and Wu, C. Kindlin-2 regulates podocyte adhesion and fibronectin matrix deposition through interactions with phosphoinositides and integrins. *J. Cell Sci.* (2011) 124:879-91. PMCID: PMC3048888
- Liu, Z., Blattner, S. M., Tu, Y., Tisherman, R., Wang, J. H., Rastaldi, M. P., Kretzler, M., Wu, C. a-actinin-4 and CLP36 deficiencies contribute to podocyte defects in multiple human glomerulopathies. *J. Biol. Chem.* (2011) 286(35):30795-805. PMCID: PMC3162440



Dr. Jeffrey Kant and Wife Julie are Proud Grandparents
3rd grandchild (Nathaniel Robert) born October 2 to son Peter and
daughter-in-law Laura.
Nathaniel has an older brother Max

Dr. Sara Monaco and husband Edward Monaco III
welcomed their third child:

Nicholas Anthony Monaco
Born 6-26-2011
9 lbs

Baby Nicholas has an older brother Eddie Monaco IV (5 ½ years old),



Rebecca Leeman-Neill, M.D., Ph.D. (resident) and husband Daniel Neill
Welcomed a baby boy June 17, Adam Ian Neill weighing 7 lbs 1 oz



Jason Cheng-Hsuan Chiang, MD, PhD
Anatomic and Clinical Pathology Resident, PGY-1
Pathologist Investigator Research Residency Training Program

My second son, Aaron Chiang, was born on July 14, 2011 at Magee-
Womens Hospital of UPMC. Both my wife and I are very happy about the
service provided at Magee. We appreciate assistance from many people in
the Department and would like to share our happiness with everybody.