




# Pathology News



Dear colleagues:

Greetings of Spring, for 2012. Our Department of Pathology continues to successfully integrate academic activities, excellence in diagnostic pathology and teaching in the School of Medicine. Research is continuing in all areas. New faculty and staff have been added to several divisions of our department to strengthen all aspects of its mission. The challenges we face are common to all academic Pathology departments. Decreased budgets from NIH, the impact of genomic pathology, enhanced complexities of diagnostic endpoints for both anatomic and clinical pathology, etc. These are challenges that academic pathology is trying to meet across the country. I feel confident that our Department continues to be successful in meeting all of these issues based on the strong foundation of high quality faculty, motivated and diligent trainees, very creative administration and good collaboration and partnership with School of Medicine, UPMC and the University of Pittsburgh. Unique to our department continue to be the challenges of integration and service across multiple sites and the soon-to-come move to a new Clinical Laboratory Building. I remain grateful to all of you, faculty, staff and trainees, for your continued loyalty to our department and for the inspiration and creativity which you apply to all your activities. I consider it my task to provide support as needed and facilitate all aspects of your efforts to strengthen the Department and help it continue on its trajectory of success.

Sincerely,

George K. Michalopoulos  
Pathology Professor and Chair

No amount  
of  
experimentation  
can ever prove  
me right;  
a single  
experiment can  
prove me wrong.

Albert Einstein

- Special Points of Interest  
Administrative Update Page 1-5
- Medical Student Training and Physician Scientist Program Page 6
- Cellular and Molecular Pathology Program and Summer Undergraduate Research Program Page 7
- Residency, Fellowship and Medical School Fellowship Page 8-10
- Faculty Highlights Page 10
- Presentations Page 12-13
- New Faculty Page 14
- Promotions Page 15
- Seminars and Publications Page 16-17

---

## HOLIDAY REMINDERS

THE UNIVERSITY OF PITTSBURGH AND UPMC  
WILL BE CLOSED WEDNESDAY JULY 4 IN  
OBSERVANCE OF INDEPENDENCE DAY AND  
MONDAY SEPTEMBER 3 IN OBSERVANCE OF  
LABOR DAY.

## ADMINISTRATIVE OFFICE UPDATE

### DAFFODILS WERE PLENTIFUL IN THE PATHOLOGY DEPARTMENT ON DAFFODIL DAY!

This year's annual American Cancer Society Daffodil Day was in full bloom on March 16. The Pathology Department collected a total of \$783 in orders and surpassed last year's contribution to the fundraiser. Contributors purchased beautiful bunches of daffodils that were seen throughout the department, as well as mini-potted daffodils, and patients in hospitals, treatment centers, and other facilities in our local community were surprised when they received anonymous donations of The Gifts of Hope bunches. Birthdays R. Hope Boyd's Bears were anonymously delivered to young patients at Children's Hospital of Pittsburgh of UPMC.

Thank you to all who made this year's Daffodil Day a success!

**Judy Nestico**

### Save the Date

The **Pathology Research Seminar and Retreat** will be held this year on **Wednesday, May 30** from **12:00 until 6:30 p.m.**

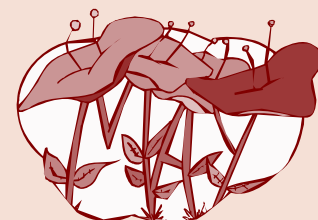
Key note address by Dr. Steve Gonias will be at noon in S-100 BST.

ECU credits will be offered for the oral presentation portion of the meeting. The poster session will be held at the University Club. Please watch for announcements about online registration.



How far you go in life depends on your being tender with the young, compassionate with the aged, sympathetic with the striving and tolerant of the weak and strong, because someday in your life you will have been all of these.

George Washington Carver



## A Note from Payroll

### *Some helpful reminders...*

- payroll deadlines for each month are very early in the month.
- paperwork is due one week prior to deadline in the Dean's office for processing.
- missed deadlines are charged a service fee to process for the check and if late you will be asked to supply an account number to cover the expense otherwise your employee will not receive a paycheck until the following month.

### **SUPERVISORS OF WORK STUDY/STUDENT WORKERS:**

- All timesheets for your students are due on the 10<sup>th</sup> of each month.
- Students should project the hours they will work up to the 15<sup>th</sup> of each month.
- Adjustments will be made the following pay period.

**IT IS YOUR RESPONSIBILITY TO SEE THAT WORK STUDY STUDENTS HOURS ARE TURNED IN ON TIME!** If a student does not turn in their hours on time, they will not be paid until the following month! Payroll submission have been delayed due to time involved with tracking down time sheets.

### **PRISM TRKS**

As of January 4, 2010 the University has implemented an on-line time-keeping system (PRISM TRKS) to be used by regular full-time and part-time staff. This new system helps ensure compliance with federal, state, and local wage and hours laws, as well as consistently applying the University's policies and procedures related to time and attendance. This system allows for more efficient processing of overtime and compensatory time while providing current time worked and time off data to staff and supervisors. Employees are required to submit electronic timecards to their supervisors on a weekly basis.

### **A few reasons to visit the Payroll Office:**

**TAX LAW CHANGES** – January 1, 2012, Pennsylvania Act 32 requires employers to withhold applicable local Earned Income Tax (EIT) on behalf of their employees and remit it to a designated Tax Collection district. Therefore the University will begin withholding EIT for all Faculty, Staff, and Students who are subject to these taxes. The University mailed a letter to your permanent residence explaining the change. On the outside of the envelope were listed the municipality you live in along with your school district. If either of these were not correct, please see me to complete a new Residency Certification Form.

**CHANGE IN NAME OR ADDRESS** – If you change your name due to marriage or divorce, you must change it with Social Security first. Bring your updated card to the Payroll Office. Forms are available if you should change your address.



Foreign Faculty/Staff/Students -

- You have received your Permanent Resident “green” card
- You have recently received your authorization to work cards
- Your current visa has been extended. Please bring copies of the approval notice or new DS-2019.

**RESIGNATIONS** - Faculty should submit a *resignation* letter to Dr. Michalopoulos and Division Director. Staff should give a copy to your supervisor which should include your final date of employment. **This should be done within 24 hours after you have informed your Supervisor in order to process your paperwork.** Be sure to include your forwarding address in order for your W-2 form to be forwarded to the correct address.

**TO HIRE NEW EMPLOYEES** - Faculty wishing to hire staff should initiate this process through the Payroll Office. This includes foreign recruits also.

**MEDICAL LEAVES** - If you are going on leave or have just returned from a leave (personal or FMLA) you must let me know in order to get your paperwork in order.

### **ONLINE PAYSTUB ACCESS**

As of April 2011, the University Payroll Department has discontinued paper copies of pay stubs. These can now be viewed on-line. Directions are listed below:

1. Navigate to the University portal: [my.pitt.edu](http://my.pitt.edu)
2. Enter you University Computing Account username and password
3. Click on the “Log In” button
4. Click on the “PRISM Login” link
5. Select “PHR Employee Self-Service” responsibility
6. Select “Pay Statement”

**Please call 412.648.1038 to schedule an appointment before “stopping by”. This will ensure adequate time to discuss your issues/concerns.**

**Carolyn Nolte**  
**Payroll Coordinator**

### **VISAs and IMMIGRATION REQUESTS:**

Heather Bragg is responsible for staff and faculty visa issues for the department. Her telephone number is 412-683-7556 and e-mail [bragghm@upmc.edu](mailto:bragghm@upmc.edu). Please contact her directly if you have any questions or need to have your current visa extended. You must contact her four months prior to the expiration of your J-1 visa and six months prior to your H-1B expiration.

# FACULTY TRAINING

Dear Pathology Faculty:

In an effort to clarify the due dates and online locations of the various training and conflict of interest reporting requirements this year, we are providing the grid below for reference. The original emails with directions are also attached. If you have any questions or need assistance for the Compliance Education, please call Shannon in our administrative office at 648-9550. If you need assistance for the COI, please contact Chris at 648-1040. Thank you!

TRAINING PROGRAM	Compliance Education	UPP COI	PITT COI
Online Location	Medtrak	MyHub/Ulearn	Pitt Superform
URL	<a href="https://medtrak.upmc.com/LandingPage.asp">https://medtrak.upmc.com/LandingPage.asp</a>	<a href="https://myhub.upmc.com">https://myhub.upmc.com</a>	<a href="https://coi.hs.pitt.edu">https://coi.hs.pitt.edu</a>
DEADLINE	May 31 <sup>st</sup> , 2012	April 15 <sup>th</sup> , 2012	April 15th, 2012
UPP FACULTY	X	X	X
PITT FACULTY			X



### UPCOMING NIH GRANT DEADLINES

The NIH Cycle II due dates for Grant Submissions are quickly approaching. The deadline for a new R01 submission is June 5<sup>th</sup> and the renewal or resubmission R01 deadline is July 5<sup>th</sup>. Contact your Grants Administrator at least one month prior to the NIH deadline if you intend to submit a grant application. For any questions please contact either Heather Bragg at [bragghm@upmc.edu](mailto:bragghm@upmc.edu) or Vida George at [georgev@upmc.edu](mailto:georgev@upmc.edu).


Thank you.

“The greatest glory of a free-born people is to transmit that freedom to their children.”

-William Havard

*Memorial Day, Monday, May 28, 2012*

*University and UPMC offices closed.*



## MEDICAL STUDENT TRAINING & PHYSICIAN SCIENTIST PROGRAM UPDATE



The Pittsburgh Medical Scientist Training Program (MSTP) had another banner year of applications with an increase to just short of 400.

Through careful screening we selected 60 of the top candidates for interview and of those accepted 38 with the expectation to matriculate between 10 and 12. Of course we will not know the exact size of the class until June 1, 2012 when they register for their first summer lab rotation and Professional Development course. Nevertheless we are looking forward to a busy summer that will be capped off by our annual retreat August 17<sup>th</sup> and 18<sup>th</sup>.

This year the scientific portion of the retreat will be held on Friday August 17<sup>th</sup> at the University Club. While we would have preferred to be in our usual location of the first floor of South BST, that site was occupied so we have opted for a equally nearby venue with better food. **Please consider attending on August 17<sup>th</sup> from 10 – 11AM for the annual program update by the Director and from 11-1PM for lunch and posters.**

This year we are celebrating the successful five-year competitive renewal of our MSTP grant. While our official Notice of Grant Award will not be here until June 1, the executive summary review was very laudatory and we were granted a significant expansion of our slots. Of course what will actually get funded we never know until the check arrives, but the positive review shows the high esteem afforded our MSTP.

Clayton A. Wiley, M.D./Ph.D.

ASSOCIATE DEAN, DIRECTOR OF MSTP



### **Surgical Pathology of Organ Transplantation**

**Conference.** May 4-5, 2012 Frick Fine Arts Building, Pittsburgh, PA. Register at the CCEHS website: <https://ccehs.upmc.com/liveFormalCourses.jsf> Scroll Down to: May 04, 2012 – and choose “Click HERE to Register”

Please contact Jill March at [marchjk@upmc.edu](mailto:marchjk@upmc.edu) if any questions. Thank you.

# CELLULAR AND MOLECULAR PATHOLOGY PROGRAM AND SUMMER UNDERGRADUATE RESEARCH PROGRAM

## CMP and SURP NEWS:

- We warmly welcome new **primary** CMP graduate faculty members **Mark Gladwin** (Medicine), **Adam Rosendorff** (Pathology, Children's hospital) **Alejandro Soto-Gutierrez** (Pathology, Children's hospital) and **Shan Nagarajan** (Pathology, VMI) as well new member **Rocky Tuan** (Orthopedic Surgery) who has decided to cross-affiliate with our program from the MGDB program.
- Hearty congratulations to two of our students, **Prince Awuah** (mentor, S. Pal Monga) and **Brian Sicari** (mentor, Steve Badylak) who recently received notice that they have received fellowships via the Ruth L. Kirschstein NRSA funding mechanism.
- At the recent McGowan Retreat, held at the Nemaocolin Resort, two of our students placed first and second in the poster presentations. Join me in congratulating **Evan Delgado** and **Prince Awuah** (both students of S. Pal Monga) who took the first and second prizes, respectively!
- Seven CMP students have informed me they will be attending the upcoming **EB 12 meeting in San Diego** (**Prince Awuah, Evan Delgado, Kelly Koral, Jihee Sohn, Erin Steer, Emily Wickline, Sophie Yang**). If you know of a student who is attending and not on my list, please let me know. (wmars@pitt.edu) If you are also going to this meeting, please join me in attending the presentations of our outstanding students.
- The **Pathology Research Seminar and Retreat** will be held this year on **May 30, 2010 from 1-6:30 PM** with **Dr. Steven L. Gonias**, Chairman of Pathology at UCSD as our keynote speaker. Dr. Gonias' talk is entitled "**Translational Studies on Protease Receptors: Bench to Benchside**". **ECU credits** will be offered for the oral presentation portion of the meeting (S100 of the BST). The poster session will be held at the University Club. Please **watch for announcements** about online registration.
- The CMP arm of the **SURP program will run from May 21 until July 27** this year. We anticipate 9 students participating from across the country.
- The **Basics of Personalized Medicine Course** is online for registration and set to launch this fall. We are still looking for a few good people to do some specialty lectures. If you are interested in hearing more, please contact me at wmars@pitt.edu.

If you are interested in having issues brought before the CMP committee, please share them with our CMP administrator, Shari Tipton ([tipton1@upmc.edu](mailto:tipton1@upmc.edu)), or me ([wmars@pitt.edu](mailto:wmars@pitt.edu)). Also, please continue to make me aware of any outstanding faculty members who are not currently members of CMP but who would be eligible and have a possible interest in joining our program.



Thanks so much!

Wendy M. Mars, Ph.D.  
Director, Pathology SURP and  
CMP Graduate Program

## RESIDENCY/FELLOWSHIP AND MEDICAL SCHOOL UPDATE

### Clinical Instructors

**Cristina Aguilar, M.D.**, Clinical Instructor, will join the department July 1, 2012. She will complete a fellowship at Memorial-Sloan-Kettering Cancer Center in June. She will join the Center of Excellence and focus several service areas including thoracic pathology, gastrointestinal, dermatopathology and gynecological.

**Baojin Fu, M.D.**, Clinical Instructor, will join the department July 1, 2012. She will complete here AP/CP resident program at Johns Hopkins University and join the Center of Excellence in Gastrointestinal Pathology.

**Huankai Hu, M.D., Ph.D.**, Clinical Instructor, will join the department July 1, 2012. He will complete a resident at the University Hospital of Cleveland in 2012. He will join the Center of Excellence in Gastrointestinal Pathology.

**Huaitao Yang, M.D., Ph.D.**, Clinical Instructor, will join the Department of Pathology in the Division of Molecular Anatomic Pathology July 1, 2012. He is presently doing a fellowship in Cytopathology at the University of Pittsburgh.

### Clinical Fellows

**Li Liu, M.D., Ph.D.**, Clinical Fellow, joined the Department of Pathology in the Division of Clinical Chemistry April 1, 2012. She will train in Clinical Chemistry and concurrently pursue research in bone turnover. She was previously a Research Associate in the Department.

**Sarah E. Wheeler, Ph.D.**, Clinical Fellow, joined the Department of Pathology in the Division of Clinical Chemistry April 1, 2012. She will train in Clinical Chemistry and also pursue research in bone turnover. She was a postdoctoral fellow in the lab of Dr. Jennifer Grandis.

### New PGY-1 Class

In July we look forward to welcoming the seven members of our new PGY-1 class.

**Daniel Rhoads, M.D.**, Texas Tech

**Kate Serdy, M.D.**, George Washington University

**Humberto Trejo-Bittar, M.D.**, Northwestern University

**Tanner Bartholow, M.D.**, University of Pittsburgh

**Waseem Anani, M.D.**, Penn State

**Alicia Hutchins, M.D.**, University of Oklahoma

**Russell Silowash, M.D.**, Lake Erie COM



## NEW CHIEF RESIDENTS

**Chris Griffith, M.D.**, (PGY3) State University of NY Upstate Medical University

**Rashi Singhal, M.D.**, (PGY 3) University of Alabama

**Matt Smith, M.D.**, (PGY 4) University of New Mexico

**Anna Woodard, M.D.**, (PGY4) University of South Carolina

## NEW FELLOWS

**Nidhi Aggarwal, MD** (Heme) – UPMC – AP/CP residency

**Milon Amin, MD** (GU) – UPMC – AP/CP residency

**Leonidas Arvanitis, MD** (NP) – Rush University, IL - AP/CP residency

**Kenny Clark, MD** (NP) – UPMC – AP/CP residency

**Christopher Cogbill, MD** (Heme) - MC of Wisconsin, WI – AP/CP residency

**Ioan Cucoranu, MD** (Informatics) – UO South Alabama, AL – AP/CP residency

**Brandon Ellsworth, MD** (Gyn/Breast) – Loma Linda University, CA - AP/CP residency

**Rosalyn Enos, MD** (MGP) – UO Hawaii, HI – AP/CP residency

**Faye Gao, MD, PhD** (GYN/Breast) – UPMC – AP/CP residency

**Nika Gloyeske, MD** (Gyn/Breast) – Kansas UMC, Kansas – AP/CP residency

**Sarah Harm, MD** (BB) – UPMC – CP residency

**Charlene Hellman, MD** (MGP) – UO New Mexico, NM –AP/CP residency

**Shveta Hooda, MD** (Cyto) – UPMC – AP/CP residency

**Christian Lanciault, MD, PhD** (Transplant) – Vanderbilt U, TN - AP/CP residency

**Zaibo Li, MD, PhD** (Cyto) – UPMC – AP/CP residency

**Lananh Nguyen, MD** (NP) – UPMC – AP/CP residency

**Seung Park, MD** (Informatics) – U of Illinois at Chicago, IL – AP/CP residency

**William Quinones, MD** (Head and Neck) – U of Puerto Rico – PGY1 – AP/CP residency; Drexel/Hahnemann U, PA – PGY 2-4 AP/CP residency; Hospital of U of PA - SP Fellowship

**Erika Rodriguez, MD, PhD** (Cyto) – Mayo Clinic, MN –AP/CP residency

**Somak Roy, MD** (MGP) – UPMC – AP residency

**Bevan Tandon, MD** (Heme) – Northwestern U, IL – AP/CP residency

**Tao Wang, MD, PhD** (BST) – Conemaugh – PGY 1 AP/CP residency; Geo Washington U, Wash, DC - PGY 2-4 AP/CP Residency



**Residents Web Page:**

As part of the department's web page update, the residency training program information is being extensively revised. The program office will be working with rotation directors to help revise each section.

**Evaluations of Residents by Faculty:**

For the first time in recent years responses were received for over 80% of evaluations requested. Thank you to all faculty for this effort that is much appreciated by the residents.

**Fellowship Program:**

Eleven fellows have been recruited from outside programs and together with 10 internal candidates 22 will begin their fellowship on July 1, 2012. Four Clinical Instructors have also been recruited.

**Medical Students:**

The Pathobiology Course will be under new leadership for the 2012-2013 academic year course. This is still to be determined. A special thank you to **Dr. Larry Nichols** who has coordinated this course for many years.

**Mohamed Desouki, M.D**

Desouki MM, Florea AV, Mohammed K, Xin Li X, David Dabbs D and Chengquan Zhao C (2012): Routine Excision is Necessary for lobular Neoplasia Detected on Breast Core Needle Biopsy: Experience from a large Women's Health Center. The United States and Canadian Academy of Pathology (USCAP), Vancouver BC, CA, March 17-23, presentation.

Li X, Desouk MM, Dabbs D, Shyu S, Wang L, Carter G, Zhao C (2012): Surgical follow-up findings of breast papillomas or atypical papillomas diagnosed on breast core biopsy. A Large retrospective study in an academic women's health center. The United States and Canadian Academy of Pathology (USCAP), Vancouver BC, CA, March 17-23. Poster.

"What lies behind us and what lies before us are tiny matters compared to what lies within us."

Ralph Waldo Emerson

# HIGHLIGHTS

**Nahed Ismail, Ph.D., M.D.**

2012- Chair-Elect for Division “V” (Clinical and Diagnostic Immunology) of the American Society of Microbiology (ASM).

2012- Associate Editor, Editorial Board of Diagnostic Microbiology and Infectious Diseases (DMID)

**George K. Michalopoulos, M.D., Ph.D.** , Member, Advisory Board Liver Fibrosis of Bristol Myers Squibb.

**Liron Pantanowitz, M.D.**

Pantanowitz L, Tuthill JM, Balis UJ. Pathology Informatics: Theory & Practice. ASCP Press. 2012.

Pantanowitz L, Michelow P, Khalbuss WE. Cytopathology of Infectious Diseases. Springer. 2011.

**Parmjeet Randhawa, M.D.**

Member, Abstract Review Panel, The Transplant Society Meeting, Berlin, Germany, July 15-19, 2012.

American Journal of Transplantation (appointed as Associate Editor)

American Journal of Kidney Disease (appointed as Associate Editor)

**Michael Shurin, M.D., Ph.D.**

Member, Transplantation, Tolerance, and Tumor Study Section, Center for Scientific Review, for the term beginning July 01, 2012 and ending June 30, 2016.

## Shadyside Cytology News

- Dr. Walid E. Khalbuss was a speaker and faculty at the International Academy of Cytology Tutorial in Hong Kong in February 2012. He gave six lectures including one Luncheon Seminar on Telecytology with live demonstration to UPMC.
- Dr. Liron Pantanowitz was named president-elect for the Association of Pathology Informatics.
- Drs. Sara E. Monaco and Walid E. Khalbuss presented a Short Course at the USCAP Annual Meeting in Vancouver, BC, Canada on March 21, 2012 entitled “Endobronchial Ultrasound-Guided FNA (EBUS-FNA) and Endoscopic Ultrasound-Guided FNA (EUS-FNA) in the diagnosis of mediastinal lesions: Cytology, Pitfalls, and Clinical Implications”
- Dr. Liron Pantanowitz was awarded the 2011 Gene Saccomanno New Frontiers in Cytology Award at the American Society of Cytopathology Annual Meeting in November 2011 for work done on the project/abstract as follows: Pantanowitz L, Bista RK, Khalbuss WE, Dhir R, Brand RE, Monaco SE, Liu Y. Nanoscale nuclear architecture for urine cytology using spatial-domain low-coherence quantitative phase microscopy. American Society of Cytopathology (ASC) 59th Annual Scientific Meeting, Baltimore, MD.

# PRESENTATIONS

## Ivona Vasile Pandrea, M.D.

- Ma DZ, Jasinska A, Kristoff J, Raetz K, Martinez N, Burke D, Tracy R, Pandrea I, Freimer N, & Apetrei C for the The International Vervet Research Consortium: Comprehensive analysis of SIVagmVer infection in wild African green monkeys from the Republic of South Africa: Prevalence, incidence, diversity, natural history and evolutionary considerations. 19<sup>th</sup> Conference on Retroviruses and Opportunistic Infections, Seattle, March 2012.
- Wijewardana V, Ma DZ, Richter G, Kristoff J, Kumaraswamy G, Zhong F, Raetz K, Trichel A, Apetrei C, Pandrea I: Distinct myeloid dendritic cell (mDC) trafficking and activation patterns directs progression, non-progression or control of SIV infection. 19<sup>th</sup> Conference on Retroviruses and Opportunistic Infections, Seattle, March 2012.
- Pandrea I, Haret-Richter G, Ma DZ, Ribeiro R, Nusbaum R, Trichel A, Wilson C, Tracy R, Landay A, Apetrei C: Administration of Rifaximin and Sulfasalazine during acute SIV infection decreases microbial translocation and coagulation marker levels and significantly impacts viral replication. 19<sup>th</sup> Conference on Retroviruses and Opportunistic Infections, Seattle, March 2012.

## Parmjeet Randhawa, M.D.

- Adenovirus infection in the renal allograft. Clinco-Pathologic Conference at the American Society of Nephrology Meeting, Philadelphia, November 12, 2011.
- Infection Masquerading as Rejection. Candian Society of Transplantation Meeting, Quebec City, Quebec, February 22, 2012.
- The Banff Initiative for Quality Assurance in Transplantation (BIFQUIT): Inter-observer and inter-laboratory reproducibility for BKV immunohistochemistry in renal allografts. US and Canadian Academy of Pathology Meeting, Vancouver, Canada, March 20, 2012.
- **Grant funding:** Title: Quasispecies analysis of Polyomavirus BK using ultra deep pyrosequencing \_ Agency: CTSI-CMRF, NIH UL1, RR024153NIH NIAID Total costs: \$9,348.

## Steven H. Swerdlow, M.D.

- Co-Moderator, Clinicopathological Series, Splenic B-cell Lymphoma Meeting, April 1, 2011, Toledo, Spain.
- “Lymphoma or not, that is the question – The Swinging Pendulum” University of California San Diego Pathology Research Lecture Series (PRLS), April 11, 2011.
- “Challenges in hematopathology – A day in the life of a hematopathologist (slide seminar)” University of California San Diego Department of Pathology, April 11, 2011.
- “Aggressive B-cell lymphomas, what to expect from your pathologist in 2011”, Albert Einstein Hospital, São Paulo, Brazil, May 13, 2011.
- “Nodal and splenic small B-cell lymphomas”, State of São Paulo Society of Pathologists, Campi, Brazil, May 14, 2011.
- “Challenges in Hematopathology – Diagnosing lymphomas of B-cell origin” (slide seminar). Consultoria em Patologia, Botucatu, Brazil, May 18, 2011.

## PRESENTATIONS

### Steven Swerdlow, M.D., continued

- Member, Scientific Review Panel for “Cutaneous B-cell lymphomas”, and lead moderator, session on cutaneous B-cell lymphomas, Society for Hematopathology and European Association for Hematopathology 2011 Workshop on Cutaneous Lymphomas and Their Mimics, Los Angeles, October 27-29, 2011.
- “Histopathologic Classification/Diagnosis of PTLD”, The SickKids Transplant Centre and the Division of Infectious Diseases Special Symposium on EBV, Toronto, Canada, July 8, 2011.
- “The 2008 WHO classification of malignant lymphomas – an update.” State of the Art Symposium, American Society of Cytopathology, 59<sup>th</sup> Annual Meeting, November 6, 2011, Baltimore, MD.
- “Extranodal and Nodal Marginal Zone Lymphoma” and “Cutaneous Lymphomas: Including Mycosis Fungoides”, Tutorial on Neoplastic Hematopathology, January 24, 2012, Marco Island, Florida.
- Organizer & moderator, Long Course “Malignant Lymphomas-Building on the Past, Moving to the Future” (with E. Campo), U.S. and Canadian Academy of Pathology, 3/21/2012, Vancouver, Canada. There were 713 registrants for this course.
- “Lymphoma classification & the tools of our trade”, Long Course, U.S. and Canadian Academy of Pathology, 3/21/2012, Vancouver, Canada.
- “Diagnostic Hematopathology – A Roadmap for the Surgical Pathologist”, Short Course, U.S. and Canadian Academy of Pathology Diagnostic Pathology Course (with M. Kinney and J.R. Cook), Vancouver, Canada, March, 2012.

## DEPARTING FACULTY

*Dr. Dafna Bonnah-Barkay*

*Dr. Robert Bowser*

*Dr. Mamatha Chivukula*

*Dr. Albert DeLeo*

*Dr. Bo Liu*

*Dr. Luyuan Li*

*Dr. Theresa McHale*

*Dr. Sara Monaghan*

*Dr. Sharon Steinman*

*Dr. Sebnem Unlu*

## NEW FACULTY

**David W. Azar, M.D.**, Clinical Assistant Professor will join Mercy Hospital on July 1, 2012. He is presently a fellow in cytopathology at Beth Israel Deaconess Medical Center in Boston. He will focus on general surgical pathology cytopathology and all aspects of laboratory medicine.

**Grant C. Bullock, M.D., Ph.D.**, Assistant Professor, joined the Division of Hematopathology in the Section of Laboratory Medicine and will pursue research at the Vascular Medicine Institute January 1, 2012. Dr. Bullock was previously at the University of Virginia.

**Steven F. Dobrowolski, Ph.D.**, Associate Professor, joined the Division of Clinical Chemistry in the Section of Laboratory Medicine January 1, 2012. In addition to research he will serve on the Biochemical Genetics service at Children's Hospital. Dr. Dobrowolski was previously at the University of Utah School of Medicine as a Clinical Molecular Genetics Fellow and Adjunct Assistant Professor.

**Andrew Duncan, Ph.D.**, Assistant Professor, joined the Division of Experimental Pathology /McGowan Institute for Regenerative Medicine January 1, 2012. Dr. Duncan will work to establish a program on hepatic biology or a topic in tissue biology. He was previously at the Oregon Health and Science University in Portland Oregon where he completed a postdoctoral fellowship under Dr. Markus Grompe.

**John Lunz, Ph.D.**, Assistant Professor, joined the Tissue Typing Laboratory July 1, 2011. Dr. Lunz finished a postdoctoral associate position with Dr. Jake Demetris in 2011.

**Reetesh Pai, M.D.**, Associate Professor, joined the Department of Pathology in the Division of Anatomic Pathology at Presbyterian University Hospital February 1, 2012. Dr. Pai was previously at Stanford University and served as Director of Tissue Procurement. He has joined the Center of Excellence for Gastrointestinal Pathology.

**Michael Oertel, Ph.D.**, Assistant Professor, will join the Department of Pathology in the Division of Experimental Pathology, July 1, 2012. Dr. Oertel will work on research to develop a program related to liver growth biology and tissue biology. He is presently at Albert Einstein College of Medicine in New York.

**Jennifer L. Picarsic, M.D.**, Assistant Professor, will join the Department of Pathology at Children's Hospital in August, 2012. Dr. Picarsic is currently finishing a Pediatric fellowship at Children's Hospital.

**Aatur Singhi, M.D.**, Assistant Professor, will join the Department of Pathology in the Division of Anatomic Pathology at Presbyterian-University Hospital July 1, 2012. Dr. Singh is presently finishing a fellowship in the Division of Gastrointestinal/Liver Pathology at Johns Hopkins in Baltimore.

**Matthew T. Then, M.D.**, Clinical Assistant Professor, will join the Department of Pathology at UPMC East July 1, 2012. He is presently finishing a fellowship in Oncologic Surgical Pathology at Fox Chase Cancer Center in Philadelphia, PA.

## A Charitable Contribution

Dr. Chengquan Zhao, and Dr. Min Yang (Chief Editors of Gynecological Cytopathology, Chinese) and 13 authors including UPMC pathologists, Dr. Marshall Austin (Associate Editor), Drs. Jing Yu, Huaitao Yang, and Mona Bansal, donated the remuneration to buy books and ship to the departments of pathology in 100 remote local county hospitals in China to help the development of gynecological cytopathology in these hospitals. The committee conducted an event online book application. In total, 426 applicants from 21 provinces, 2 municipalities and 5 autonomous regions, all areas except Taiwan and Hainan attended the activity.

One hundred applicants have been selected based on the locations, levels of the hospital and individual information. Local hospitals, especially county hospitals in the middle and western part of China, were the main hospitals needing support. The list of applicants who will obtain the free book "Gynecological Cytopathology: diagnosis and clinical treatment" was released in Huaxia Pathology Web on December 30, 2011. The book has been mailed to the individual hospitals.

This donation event has been reported in most high-level journal in Pathology "Chinese Journal of Pathology", "Chinese Journal of Clinical and Experimental Pathology" and the most popular health news paper "Health News" in China.



**Scott Kulich, M.D., Promoted to Associate Professor**  
**Liron Pantanowitz, M.D. Promoted to Associate Professor**  
**Anil Parwani, M.D., Ph.D., Promoted to Professor**  
**Lisa Robinson, M.D. , Promoted to Associate Professor**  
**Erin Rubin, M.D., Promoted to Associate Professor**  
**Jian Yu, Ph.D., Promoted to Associate Professor**

*In the long history of humankind (and animal kind, too) those who learned  
to collaborate and improvise most effectively have prevailed.*

*Charles Darwin*

**PATHOLOGY  
RESEARCH SEMINAR  
SERIES**

**ANNUAL MAUD MENTEN  
LECTURE**

"Cancer Core Metabolism: Defining  
New Pathologic Biomarkers  
for Cancer"

**Craig B. Thompson, M.D.,**  
President and CEO

Memorial Sloan-Kettering  
Cancer Center  
New York, NY

**Wednesday, May 2, 2012**  
noon

1105 AB Conference Center  
Scaife Hall

"Lysosomotropic Therapy for  
Malignant Glial Neoplasms"

**Kevin A. Roth, M.D., Ph.D.**  
Robert and Ruth Anderson  
Professor and Chair

Department of Pathology  
University of Alabama  
Birmingham, AL

**Wednesday, May 9, 2012**  
noon

1104 Conference Center  
Scaife Hall

"Common Diagnostic Problems  
in the Idiopathic Interstitial  
Pneumonias"

**Anna-Luise A. Katzenstein, M.D.**  
Vice-Chair of Pathology and  
Director of Anatomic Pathology  
SUNY Upstate Medical University  
Syracuse, NY

**Wednesday, May 16, 2012**  
noon

1104 Scaife Hall

**PUBLICATIONS**

Bansal M, Austin RM, Zhao C. Correlation of Histopathologic Follow-up Findings with Vaginal Human Papillomavirus and LSIL Pap Test Results. *Arch Pathol Lab Med.* 2011;135:1545-1549

Zhao C, Desouki MM, Florea A, Mohammed K, Li X, Dabbs D. Pathologic findings of follow-up surgical excision for lobular neoplasia on breast core biopsy performed for calcification. *Am J Clin Pathol.* Accepted in December, 2011

Heravi-Mussavi A, Anglesio MS, Cheng SWG, Senz J...Young RH, Zhao C, Morin GB, Huntsman DG. Recurrent somatic DICER1 mutations in non-epithelial ovarian cancers. *New Engl J Med* 2011 Dec 21. [Epub ahead of print]

Austin RM, Zhao C. Type 1 and Type 2 cervical carcinomas: Some cervical carcinomas are more difficult to prevent with screening. *Cytopathology* 2012;23(1):6-12

Wu C, Wang Y, Chao Y, Jia Y, Zhao C, Luo B. Characterization of Epstein-Barr virus type I nuclear antigen 3C sequence patterns of nasopharyngeal and gastric carcinomas in Northern China. *Arch Virol* 2012 Feb 3. [Epub ahead of print].

Zhang XS, Dong HY, Zhang LL, Desouki MM, Zhao C. Xanthogranulomatous inflammation in the female genital tract. *J Cancer* 2012;3:100-106

Rao J Levin M, Zhao C. Premature conclusion on HPV-only testing. *Lancet Oncol* 2011;12(11):992-993

Li Z, Yang H, Gilbert CM, Zhao C. Histologic follow-up in patients with Pap test findings of endometrial cells: results from a large academic womens hospital laboratory. *Am J Clin Pathol.* Accepted in December, 2011

Cheng JZ, Zhang JP, Yin XG, Li GX, Xu LH, Yang YL, Zhao C, Ren XC, Xue DB. Estrogen Receptor, Progesterone Receptor and Human Epidermal Growth Factor Receptor2 Expression in Invasive Apocrine Carcinomas of the Breast. *Journal of Bengbu Medical College* 2011;36(8)

Zhao C, Domfeh A, Austin RM. Histopathologic outcomes and clinical correlations for high risk patients screened with anal cytology. *Acta Cytol.* 2012;56(1):62-7. Epub 2012 Jan 4.

Mona Bansal, Li Z, Zhao C. Correlation of histopathologic/cytologic follow-up findings with vaginal ASC-US and ASC-H Pap test and HPV test results. *Am J Clin Pathol.* 2012;137;437-443

Chengquan Zhao, Huaitao Yang, "Approved assays for detecting HPV DNA— design, indications, and validation" in CAP today January 2012 with photos in the cover page <http://digital.olivesoftware.com/Olive/ODE/CapToday/>



**PATHOLOGY  
RESEARCH SEMINAR  
SERIES**

“Translational Studies on  
Protease Receptors: A Patholo-  
gist’s View Bench to Benchside”

**Steve Gonias, M.D., Ph.D.**

Chairman, Department of  
Pathology

University of California

**Wednesday, May 30, 2012**

12:00 noon

S-100 Biomedical Science Tower

**ANNUAL FETTERMAN  
LECTURE**

“The Triad of Gastric Stromal  
Sarcoma, Pulmonary Chondroma,  
and Extra-adrenal Paraganglioma.

A Tale of Two Syndromes”

**J. Aidan Carney, M.D., Ph.D.,**

**FRP (C)**

Emeritus Professor of Pathology

Mayo Clinic

Rochester, MN

**Thursday, May 31, 2011**

800 a.m.

Children’s Hospital

Room: main conference

Rangos Research Building

3rd floor

“Neurocristopathies in the 21st  
Century”

**Heather C. Etchevers, Ph.D.**

Molecular Embryologist

French National Institutes of  
Health

University Aix-Marseille Medical

School Marseille, France

**Wednesday, June 6, 2012**

12:00 noon

1104 Scaife Hall

Pandrea I, Parrish NF, Raetz K, Gaufin T, Barbian HJ, Ma D, Kristoff J, Gautam R, Zhong F, Haret-Richter GS, Trichel A, Shaw GM, Hahn BH, & Apetrei C: Mucosal SIV transmission in African green monkeys: Susceptibility to infection is proportional to target cell availability at mucosal sites. *J Virol*, 2012; 86: 4158-4168.

Zhao T, Zeng X, Bateman NW, Sun M, Teng P, Bigbee WL, Rajiv Dhir R, Nelson JB, Conrads TP, Hood BL (2012) Relative quantitation of proteins in expressed prostatic secretion with a stable isotope labeled secretome standard. *J Proteome Res* 3: 1089-1099.

Bigbee WL, Gopalakrishnan V, Weissfeld JL, Wilson DO, Dacic S, Lokshin AE, Siegfried JM. (2012) A multiplexed serum biomarker immunoassay panel discriminates clinical lung cancer patients from high-risk individuals found to be cancer-free by CT screening. *J Thoracic Oncol* 7: 698-708.

Batal I, Azzi J, El-Haddad N, Riella LV, Lunz III JG, Zeevi A, Sasatomi E, Basu A, Tan H, Shapiro R, and Randhawa P. Immunohistochemical Markers of Tissue Injury in Biopsies with Transplant Glomerulitis. *Human Pathology*, 43:69-80, 2012.

Luo C, Hirsch H, Kant J, Randhawa P. VP-1 Quasispecies in Human Infection with Polyomavirus BK. *J Med Virol*, 84: 152-61, 2012.

Feng S, Ekong UD, Lobritto SJ, Demetris AJ, Roberts JP, Rosenthal P, Alonso EM, Philogene MC, Ikle D, Poole KM, Bridges ND, Turka LA, Tchao NK: Complete immunosuppression withdrawal and subsequent allograft function among pediatric recipients of parental living donor liver transplants. *JAMA*. 2012 Jan 18;307(3):283-93.

Craig FE, Monaghan SA, Surti U, Swerdlow SH. ZAP-70 and Bcl-2 Expression in B Lymphoblastic Leukemia Cells and Hematogones. *Cytometry Part B (Clinical Cytometry)* 82B:85–92; 2010.

Costello, LC, Zou, J, Desouki, MM, Franklin RB (2012): Evidence for changes in RREB-1, ZIP3, and zinc in the development of pancreatic adenocarcinoma. *Journal of Gastrointestinal Cancer*. Mar 18

Ayyasamy V, Owens KM, Desouki MM, Liang P, Bakin A, Thangaraj K, Buchsbaum DJ, LoBuglio AF, Singh KK (2011). Cellular model of Warburg effect identifies tumor promoting function of UCP2 in breast cancer and its suppression by genipin. *PLoS One*. 6(9):e24792.

Owens KM, Kulawiec M, Desouki MM, Vanniarajan A, Singh KK (2011): Impaired OXPHOS Complex III in breast cancer. *PLoS ONE*. 6(8):e23846

Costello LC, Levy BA, Desouki MM, Jing J, Franklin RB (2011): Decreased Zinc and Zinc Uptake ZIP Transporter Down Regulation in Pancreatic Adenocarcinoma. *Cancer Biol Ther*. Aug 15;12(4).

