



PATHOLOGY NEWS

Dear Colleagues:

In reading over the news from our faculty, staff, trainees and students, I am very proud of the accomplishments that all of you have striven for. Among them are: **Callie Norris**, a Research Specialist in Dr. Mars' lab who received the ARCS (Achievement Rewards for College Scientists) fellowship award for graduate school (2009-2012) here at the University of Pittsburgh; **Dr. Charleen Chu**, has been chosen for the ASIP Outstanding Investigator Award, to be presented at the April 2010 Anaheim meeting; **Ibrahim Batel**, a resident in Pathology, received the 2008 Scholars Research Cervical Cancer Fellowship sponsored by the CAP Foundation (25,000\$/1 year) for the research proposal "**Glomerular Lesions in the Allograft Kidney: Etiology and Prognostic Factors,**" and **Liang I-Kang**, a graduate student in Experimental Pathology, received the CTSI/ICRE Pre-doctoral Fellowship in Clinical and Translational Research Award for the period of 6/2009-5/2010.

The accomplishments mentioned here reflect the many opportunities available as members of the University of Pittsburgh scientific community. I am happy to see how well the members of Pathology have been noticed by the awarding organizations representing various societies. As we continue to strive to achieve our personal and scientific goals, I encourage you to work hard and to be inventive in your approach to achieving your goals as there are many opportunities available to you as noted from the examples above.

As always, if you have any issues or concerns about the Department, my door is always open.

Have a safe and enjoyable summer.

Sincerely,

George K. Michalopoulos, M.D., Ph.D.
Professor and Chairman
Department of Pathology



There is something fascinating about science. One gets such wholesale returns of conjecture out of such a trifling investment of fact.

~Mark Twain,

Life on the Mississippi, 1883

- Special Points of Interest
- Faculty Highlights Page 2-3
- Presentations page 4-6
- Grants/Funds Page 7
- Departing and New Faculty Page 8
- Experimental Pathology Division Update
- Department Retreat Page 10
- Residency Program Page 11-12
- New Residents and Fellows Page 13
- MSTP Page 14
- Seminars and Publications Page 15-21
- CME, Annual Report, ECU, Pub forms Page 22
- Personal News Page 23

HOLIDAY REMINDERS

THE UNIVERSITY OF PITTSBURGH AND UPMC
CELEBRATE THE FOLLOWING DAYS: FRIDAY,
JULY 3 INDEPENDENCE DAY AND
MONDAY, SEPTEMBER 7 LABOR DAY.



FACULTY HIGHLIGHTS

Books:

Dabbs, David, M.D., *Diagnostic Immunohistochemistry has been translated into Chinese.*

Book Chapter: Delellis RA & **Nikiforov YE**. Thyroid and Parathyroid Glands. In: Gnepp DR (Ed.) *Diagnostic Surgical Pathology of the Head and Neck*, 2nd Edition, Saunders, 2009.

Nikiforov YE, Biddinger PW, Thompson LDR (Editors). *Diagnostic Pathology and Molecular Genetics of the Thyroid*. Lippincott Williams & Wilkins, 2009.

“Dendritic Cells in Cancer”, **M.R.Shurin** & R.Salter (Eds). Springer Publ., N.Y., 2009.

Book Chapters:

Nikiforova MN. Principles of molecular diagnostics in thyroid samples. In: Nikiforov YE, Biddinger PW, Thompson LDR, eds. *Diagnostic pathology and molecular genetics of the thyroid*. Lippincott Williams & Wilkins 2009, 363-375.

Nikiforova MN, Nikiforov YE. Molecular Anatomic Pathology: Principles, technique and application to immunohistologic diagnosis. In: Dabbs DJ, ed. *Diagnostic Immunohistochemistry*. Churchill Livingstone 2009 (in press).

Csaba Galambos, MD, PhD

-defended his PhD thesis titled “The role of vascular endothelial growth factor isoforms in lung development and neonatal lung disorders” summa cum laude. 11/8/08. Ph.D work was done at the School of Doctoral Studies, First Department of Pathology and Experimental Cancer Research, Semmelweis University, Hungary

-awarded the James McAdams Short-Term Study Stipend for \$6,000 by the Society for Pediatric Pathology for his proposal titled “Three-dimensional imaging studies of lung development by micro-computed tomography” 7/1/09.

Invited Review:

Duensing A. Defining molecular mechanisms of imatinib mesylate in the treatment of gastrointestinal stromal tumors. Invited Contribution to the monthly newsletter of “Life Raft Group”, a GIST patient advocate organization (www.liferaftgroup.org). July 2009.

Yuan Chang, M.D.

Drs. Chang and Moore received the 13th Annual Carnegie Life Sciences Award May 8, 2009.


Dr. Chang was an invited at Highlights in Tumor Virology, the scientific symposium on the occasion of the Nobel Prize in Medicine awarded to Harald zur Hausen in Heidelberg, Germany on January 16, 2009.

Charleen Chu, M.D., Ph.D.

ASIP Outstanding Investigator Award, has been chosen for the ASIP Outstanding Investigator Award, to be presented at the April 2010 Anaheim meeting;

Received honorable mention for the Emerging Female Scientist Award, 13th Annual Carnegie Science Awards, May 2009.

Free Radical Biology & Medicine Top most cited paper 2005 - 2007 Award for the paper: C Horbinski & CT Chu (2005) Kinase signaling cascades in the mitochondrion: A matter of life or death (review) *Free Rad Biol Med*. 38: 2-11. PMID: PMC1910703



A perfect
summer day is
when the sun is
shining, the
breeze is
blowing, the
birds are singing,
and the lawn
mower is
broken.

~James Dent

Department of
Pathology
Faculty Meeting
Monday,
September 21,
2009
5:00 p.m.
1103 UPMC
Conference

FACULTY HIGHLIGHTS CONT'D.



The Department of Pathology was well represented at this year's *Carnegie Science Awards: Honoring Innovation in Science and Technology*. **Yuan Chang and Patrick Moore** at UPCI jointly won the Life Sciences award, which recognizes and honors scientific advances in new and innovative biomedical and life sciences endeavors, for discovering viruses that cause cancer. **Charleen T. Chu** in the Neuropathology Division was honored in the Emerging Female Scientist category, which recognizes a female leader whose cutting-edge work is inspiring change in math, science, or technology, for her work with mitochondrial kinases and autophagy in Parkinson's disease. Winners were announced at a press conference and reception on January 29, 2009 at the Carnegie Science Center. Pictured here are Yuan Chang (University of Pittsburgh), Jeanne Campbell Suehr (Yough School District) and Charleen Chu (University of Pittsburgh). The Awards Dinner held on May 8, 2009 featured Ed Begley, Jr., Actor and Environmentalist, as the keynote speaker.

David Malehorn, Ph.D., Member, Board of Directors, Friends of the Riverfront. For info related to waterfront activities see:

http://pittmed.health.pitt.edu/Winter_2008/lastcall.pdf

<http://www.wduq.org/news/PGH250/SONICID250/DavidMalehorn/DavidMalehorn.mp3>

<http://www.post-gazette.com/pg/08276/916749-85.stm>

<http://www.post-gazette.com/pg/08241/907563-155.stm>

George K. Michalopoulos, M.D., Ph.D.

Fellow, American Association for the Advancement of Science, 2009.

Recipient of the American Society of Investigative Pathology Rous Whipple Award, 2009

Satdarshan (Paul) Monga, M.D.

- Inducted into the American Society for Clinical Investigations (ASCI)
- Co-Chair, Hepatobiliary Cancer, Translational, AASLD Parallel Session XVIII, San Francisco, November, 2008
- Program Chair, American Society of Investigative Pathology (ASIP) 2010, Anaheim, CA
- Received an R13 Grant for the 2009 annual ASIP meeting at FASEB Experimental Biology conference
- Accepted to be on the Liver Center Scientific Advisory Committee at the Albert Einstein College of Medicine
- Accepted to be an expert reviewer for the International Union Against Cancer (UICC) International Cancer Technology Transfer (ICRETT)

Tim Oury, M.D., Ph.D.

Dr. Oury served on the NIH: Challenge Grants in Health and Science Research Study Section.

Dr. Oury served on the American Heart Association Region 1 and 2 Lung, Respiration & Resuscitation grant peer review committee.

Stephen Strom, Ph.D. was elected president of the Cell Transplantation Society, and international organization dedicated to promoting cell transplantation and regenerative medicine throughout the world.

Darrell Triulzi, M.D. Selected by the AABB nominating committee to be the next AABB Vice President effective Oct . 27, 2009.

PRESENTATIONS

Robert Bowser, Ph.D.

- Platform presentation at the Annual meeting of Experimental Biology 2009 conference, American Society for Investigative Pathology. Talk entitled "Protein biomarkers for ALS in the CSF". New Orleans, LA. April 21, 2009.
- Platform presentation at the 3rd International Research Workshop on Frontotemporal Dementia in ALS. Talk entitled "CSF biomarkers: Pitfalls and promises". New London, Canada. June 24, 2009.

Yuan Chang, M.D.

- invited speaker, "Primary characterization of the Merkel Cell Polyomavirus and its role in human neoplasia," at the Governor's Conference on Effective Partnering in Cancer Research, focusing on Human Viruses and Cancer on April 28, 2009. Princeton, NJ.
- invited speaker, "Primary Characterization of the merkel Cell Polyomavirus and its role In human Neoplasia, at the United States and Canadian Academy of Pathology, 98th Annual Meeting in Philadelphia, PA on March 10, 2009.

Charleen Chu, M.D., Ph.D.

- Delivered the AFAR Dorothy Dillon Aweson Award Lecture on Advances in Aging Research, "In the PINK!: Mitochondrial Kinases and Autophagic Neurodegeneration: 2009 Experimental Biology Meeting, New Orleans, LS April, 2009.

Csaba Galambos, M.D., Ph.D.

- invited lecturer titled "Understanding pulmonary vascular development: Is three-dimensional imaging the key?" at the Physiological Imaging Research Seminar Series, Department of Physiology and Biomedical Engineering, Mayo Clinic College of Medicine, Rochester, MN March 19, 2009.

Amal Kanbour-Shakir, M.D.

- Kanbour-Shakir A, The YC, Bonaventura M, Soran A: Significance of Radial Scar Diagnosis in Breast Core Biopsy and Correlation with Follow up Surgical Excision. The 98th Annual Meeting of US and Canadian Academy of Pathology, Boston, MA, March 7-13, 2009.
- Kanbour-Shakir A, Kanbour A, Trucco G: Can Ki67 Proliferation Index in breast core biopsies of invasive breast cancer predict neoadjuvant therapy response? The 22nd European Congress of Pathology, Florence, Italy, September 4-9, 2009.

PROMOTIONS

Sanja Dacic, M.D. , promoted to Associate Professor
 Alyssa Krasinskas, M.D., promoted to Associate Professor
 Satdarshan (Paul) Monga, M.D., conferral of tenure
 Sarangarajan Ranganathan, M.D., promoted to Associate Professor

PRESENTATIONS

- Trucco G, Jones M, Kanbour-Shakir A: Can D2-40 and CD-31 Immunohistochemistry in core biopsy of invasive breast carcinoma predict lymph node status? The 22nd European Congress of Pathology, Florence, Italy, September 4-9, 2009.
- Kanbour-Shakir A, Kanbour A, Trucco G, Elishaev E: Clinical significance and molecular analysis of endometrial adenocarcinoma type 1 with minute type 2 component. The 22nd European Congress of Pathology, Florence, Italy, September 4-9, 2009.

George K. Michalopoulos, M.D., Ph.D.

- "What Makes Liver Grow, What Makes it Stop and How it Escapes Disasters," Translational Research in Chronic Liver Disease, Falk Workshop, Heidelberg, Germany, January 29-30, 2009.
- "Liver Regeneration," Rous-Whipple Award Lecture, ASIP meeting, New Orleans, LA, April 17-22, 2009.
- "There is Always a Second Chance to Make a Good First Impression," 9th Annual Career Development Program, ASIP meeting, New Orleans, LA, April 19, 2009.
- Co-Chaired, Minisymposium Pathobiology of Liver: Implications in Injury, Repair and Cancer. ASIP meeting, New Orleans, LA, April 19, 2009.
- "Liver Regeneration," 2nd International Liver Symposium, Isparta, Turkey, May 20-22, 2009.

Satdarshan (Paul) Monga, M.D.

- Invited lecturer in a basic research workshop at the annual American Association for the Study of Liver Diseases (AASLD) meeting in November 2009 in San Francisco, CA. The lecture was entitled "Stem Cell Pathways in Late Liver Development and Adults"
- Seminar entitled 'Wnt/b-catenin signaling in Liver Stem cells: Implications in Development and cancer, was presented at the Research Conference in the Division of GI, University of Pittsburgh.
- Speaker at Temple University, Philadelphia, PA, for the Department of Biology entitled "b-Catenin in Hepatocellular Cancer: Pathological and Treatment Implications.
- Presented "Hepatic Carcinogenesis: A WNT/b-catenin Perspective" at the International Liver Congress and Egyptian Forum on Liver Diseases (EFLD), Cairo, Egypt, November, 2008.
- Lectured on "Wnt signaling in Liver Stem Cells: Implications in Cancer" at the International Liver Congress and Egyptian Forum on Liver Diseases (EFLD), Cairo Egypt, November, 2008.
- Presented a seminar entitled "Paradoxical roles of beta-catenin in liver injury and cancer" at the Albert Einstein College of Medicine, February 2009.
- Invited speaker at the University of Chicago Medical Center, Department of Surgery in May 2009. The talk was entitled "Beta-catenin and Liver Cancer: An evolving case of Dr. Jekyll and Mr. Hyde."
- Lectured on "Beta-catenin at the crossroads of liver regeneration and cancer" at the University of Kansas Medical Center, Kansas City, KS, May 2009.
- Teaching faculty at the 2009 Summer Academy on Molecular Mechanisms of Human Diseases organized by the American Society for Investigative Pathology (ASIP), held in early June 2009 at Arlington, VA. The course was entitled 'Solid Tumors: Transcripts, Tyrosine Kinases and Therapeutics'. Dr. Monga lectured on the Molecular Pathobiology of Liver Cancer.

Marina Nikiforova, M.D.

- “The role of miRNAs in cancer diagnosis and prognosis: No small matter”. 98th Annual Meeting of the United States and Canadian Academy of Pathology, American Society for Investigative Pathology, Companion Meeting, March, 2009.
- “Role of miRNA in carcinogenesis and molecular diagnostics” Department of Pathology, New York University Medical Center, April, 2009
- “Tumors of Unknown Origin: New Molecular Diagnostic Approaches” Association for Molecular Pathology Webinar, May 2009.

Parmjeet Randhawa, M.D.

- Basic principles of renal transplantation pathology. Via Christi Medical Center, Wichita, Kansas, March 24, 2009.
- Polyomavirus BK: a Polyomavirus infection: a potential nightmare for the renal transplant team. Via Christi Medical Center, Wichita, Kansas, March 24, 2009.
- Annual update on the in-vitro testing program for BK virus. Department of Microbiology and Infectious Disease, NIAID, NIH, Bethesda, Maryland, March 31, 2009.
- Rational Design of Anti-BK Virus (BKV) Drugs Targeting Functional Domains on BKV Large T-Antigen (LTA). ATC Meeting, American Society of Transplantation, John B. Hynes Convention Center, Boston Massachusetts, May 30-June 3, 2009.
- The Significance of Renal C4D Deposits In Patients With BK Viruria, Viremia, and Nephropathy. ATC Meeting, American Society of Transplantation, John B. Hynes Convention Center, Boston Massachusetts, May 30-June 3, 2009.
- New Diagnostic and Therapeutic Tools for BKV infection. World Society of Nephrology, Milan, Italy, May 25, 2009.
- Virus Induced Pathology in Renal Allografts. Wyeth Inc. 2nd Workshop of Clinical-Pathologic Correlation in Kidney Transplantation, Bogota, Colombia, June 12-13, 2009.
- Unusual Causes of C4d Deposition in Renal Allografts. Wyeth Inc. 2nd Workshop of Clinical-Pathologic Correlation in Kidney Transplantation, Bogota, Colombia, June 12-13, 2009.
- Urine Cytology Findings in Polyomavirus Infection. Wyeth Inc. 2nd Workshop of Clinical-Pathologic Correlation in Kidney Transplantation, Bogota, Colombia, June 12-13, 2009.
- Footprints of Drug Toxicity in the Transplanted Kidney. Wyeth Inc. 2nd Workshop of Clinical-Pathologic Correlation in Kidney Transplantation, Bogota, Colombia, June 12-13, 2009.

Michael Shurin, Ph.D.

- “Dendritic cells in cancer”, Regulatory myeloid Suppressor Cells in Health and Disease. Clearwater Beach, FL. March 2009.
- “Evaluation of dendritic cells in cancer clinical trials”, 3rd Annual Conference on Immunodiagnosics and Immunomonitoring, Chicago, IL. April 2009.
- “Combination of nontoxic chemomodulation with dendritic cell vaccines for cancer therapy”. First Intl. Conference “Cancer Immunotherapy and Immunomonitoring”. Kiev, Ukraine. May 2009.
-

Cary Wu, Ph.D.

- Speaker, in the Fibronectin, Integrins and related proteins Gordon Research Conference, Feb. 1-6, 2009.

Xiao-Ming Yin, M.D., Ph.D.

- “Modulation of ER stress-induced autophagy to cancer control” 7th annual AACR conference on Frontiers in Cancer Prevention Research. Washington DC, 11/17/08
- “Targeting the cellular degradation systems for tumor specific killing”. University of Oklahoma Health Center, Oklahoma city, OK, 3/18/09
- “Autophagy in the Liver Injury and in the Stress Response of Hepatocytes”. Gastroenterology Research Group Spring Symposium, Digestive Disease Week 2009, Chicago, IL, 5/31/09
- “Anthocyanidins and cancer therapy, different routes to the demise”. 3rd International Berry Health Benefits Symposium, Monterey, CA, 6/21/09

GRANTS RECEIVED

Parmjeet Randhawa, M.D.

Title: Anti-polyomavirus Activity of Viraprexins
 Agency: Luitpold Pharmaceuticals, Annapolis, MD
 Role: Principal Investigator
 Funding Period: 01/01/09 – 12/30/09
 Total costs: \$100,000

Robert Bowser, Ph.D.

- New NIH R01 grant NS061867-01. Entitled “Peptide and protein biomarkers for amyotrophic lateral sclerosis. Funding dates: 6/01/09 – 5/31/14.
- Renewed NIH training grant funding T32 EB001026-01: Entitled “Training Program in Tissue Engineering and Regenerative Medicine (CATER). Funding to continue through 2014 for this PhD training program.

Anette Duensing, M.D.:

- The Life Raft Group (LRG): *Research on gastrointestinal stromal tumors (GIST) with focus on tumor cell quiescence*. Principal Investigator, Total grant period: 10/01/2008-09/30/2010, Total direct and indirect costs: \$ 157,500
- fundraising: GIST Cancer Research fund (GCRF; www.gistinfo.org) presentation of a check over \$135,000 for GIST research raised at the 2008 GIST Walk for a Cure, Rockland State Park, Congers, NY
- Fourth Pizzeria Uno Dough Rai\$er for GIST research held at Pizzeria Uno, Waterfront, Homestead raised \$3,114.07



*Gregory N. Fuller, M.D., Professor and Chief,
 Section of Neuropathology, Department of Pathology,
 M.D. Anderson Cancer Center, Texas and
 Dr. Clayton Wiley, Professor and Director of
 Neuropathology.*

*Dr. Fuller gave the annual A. Julio Martinez
 Memorial Lecture December 3, 2008.*

DEPARTING PATHOLOGY FACULTY

Several members of the Pathology faculty are leaving or have left the Department to accept new challenges.

We wish them good luck in the future.

Dr. Gary Blank—retired after 38 years at University of Pittsburgh and 47 years in science

Dr. Guoping Cai

Dr. Rene Duquesnoy—retired after 26 years at University of Pittsburgh and 46 years in science

Dr. Jeanne Jordan

Dr. Sandra Kaplan

Dr. Matthew Krasowski

Richard Myerowitz

Dr. Christine Odoux

Dr. James Primavera

Dr. Lisa Teot

Dr. Yong Jun Zhang

WELCOME NEW PATHOLOGY FACULTY

Sarah E. Gibson, M.D., Clinical Instructor, will join the Department July 1 after completing her fellowship in the Hematopathology Division at PUH. She is a Diplomate of the American Board of Pathology and certified in AP and CP.

Douglas J. Hartman, M.D., Assistant Professor, will join the Department July 1 at PUH and his primary focus will be in Anatomic Pathology. Dr. Hartman will finish a gastrointestinal fellowship at the University of Pittsburgh in June, 2009.

Deborah Marks-Jones, M.D., Clinical Assistant Professor, will join the Department July 1 after completing her residency at the University of Pittsburgh in June. Dr. Marks-Jones will work in the area of general surgical pathology at PUH, Shadyside and Magee Hospital. She is board certified in AP and CP.

Teresa McHale, M.B., M.Med. Sc., Assistant Professor, will join the Department September 1, 2009. She will focus in the area of anatomic pathology. Dr. McHale is returning to the University of Pittsburgh after working at the University College Hospital in Galway, Ireland.

Sarah Navina, M.D., Assistant Professor, joined the Department at PUH in February, 2009. She completed a fellowship in surgical pathology at Mayo Clinic in 2008. Her expertise is in anatomic pathology with a focus on gastrointestinal and cytopathology.

Allison Shepherd Nixdorf-Miller, M.D. will join UPMC Passavant Hospital July 1 as a Clinical Assistant Professor. Dr. Nixdorf-Miller comes to us from the University of Louisville. She is board certified in AP and CP.

Ivona Pandrea, M.D., Ph.D., Associate Professor, will join the Department July 1 at the Center for Vaccine Research. She comes to us from Tulane University and she will work in the area of SIV pathogenesis in monkey species.

Adam Rosendorf, M.D. Assistant Professor, joined the Department in October, 2008 in the Section of Lab Medicine. Dr. Rosendorf completed his residency at Brigham and Women's in 2008.

EXPERIMENTAL PATHOLOGY DIVISION UPDATE

Experimental Pathology (formerly Cellular and Molecular Pathology) is a long-standing division of the Department of Pathology at the University of Pittsburgh, School of Medicine (SOM). The division is comprised of fourteen primary members and nineteen affiliated faculty. The mission of the division as stated on its Web site <www.pathology.pitt.edu/Exp-Pathology/dep.htm> is “Striving for improved human health by better understanding of cellular and molecular processes through applied research in disease etiology, pathogenesis, diagnosis and treatment.” The members of the division of Experimental Pathology are heavily engaged in research, teaching, and administration.

The ongoing **research** in the division is diverse and is focused on various organs including liver, kidney, prostate, brain, pancreas, bone, lung, and breast. The research broadly encompasses the processes of development, regeneration, fibrosis, carcinogenesis, degeneration, and stem cells and traverses the cellular processes of angiogenesis, epithelial-mesenchymal transition, proliferation, apoptosis, autophagy, necrosis, oxidative stress, senescence, invasion, motility, migration, differentiation, and molecular signaling. Thus, the research in the laboratories of the Experimental Pathologists is truly multidisciplinary spanning Molecular, Developmental and Cell Biology, Oncology, Medicine, Surgery, and Regenerative Medicine.

The division members are engaged heavily in various **teaching** efforts at the SOM and nationally at workshops, summer academies, single-topic conferences and annual meetings. Many of the graduate courses offered through the Cellular and Molecular Pathology (CMP) graduate program of the IBGP are directed by the members of the division. Some of these courses include Angiogenesis, Cancer Biology and Therapeutics, Cell Therapy, Molecular Mechanisms of Tissue Growth and Differentiation, Molecular Pathobiology, Stem Cells, and others. In addition, many members of the division are mentoring graduate students for doctoral degree in CMP. Additionally, the division is also engaged in teaching medical students, residents and clinical fellows.

The division is also a stronghold for the **administrative** responsibilities nationally, University-wide, and within the department. The members of the division are proactive in various national society committees, NIH committees and study sections, and editorial responsibilities for various scientific journals. The members of the division are also playing key roles in the administration of the department and in the graduate and postdoctoral programs and other programmatic venues.

The major goal of the division of Experimental Pathology is thus to be a multidisciplinary resource of outstanding research, teaching and administration, to then be able to successfully contribute towards the highest academic standards of the Department of Pathology. In order to stay progressive and in light of exploring additional collaborative opportunities, divisional seminars were initiated early this year. These seminars, which are held every two weeks and are for faculty only, provide an opportunity to showcase various research themes within a laboratory. The goal of these seminars is to develop new collaborations and explore additional funding opportunities in research and training. Additional information on the seminars is available at the Web site or from Ms. Candace Smigla (smiglaco@upmc.edu)

Thanks.


Satdarshan (Paul) Singh Monga, M.D.

Director-Division of Experimental Pathology

DEPARTMENT RETREAT UPDATE

The 20th Annual Pathology Research Day took place on Friday May 29, from 3:00 until 8:30 PM with approximately 120 people in attendance. This year 85 abstracts were submitted; 38 from graduate students, 23 basic research trainees, 20 clinical research trainees and 4 from faculty. Faculty and trainee talks took place from 3:00 until 6:00 PM in room S100A of the South BST. From 6:00-6:30, a light dinner was served on the 4th floor of the South BST (our special thanks to Wendy Mars, Mona Melhem, George Michalopoulos, Paul Monga, and Tim Oury for providing the food!), followed by a poster session held from 6:30 until 8:30 PM in the BST lobby with “spillover” in S100A. As always, we thank the retreat committee, our 23 judges, and especially Shari Tipton who worked tirelessly to get this organized! Winners were:

Graduate students:	1 st Dan Wang (Youhua Liu)
	2 nd Judd Englert (Tim Oury)
	3 rd Kari Nejak-Bowen (Paul Monga)
Basic Research:	1 st Ludovic Leloup (Alan Wells)
	2 nd Quanhong Sun (Jian Yu)
	3 rd Ruben Dagda (Charleen Chu)
Clinical Research:	1 st Gerard Oakley (A. William Pasculle)
	2 nd Marian Rollins-Raval (Mamatha Chivukula)
	3 rd John Lunz (Jake Demetris)



Other news of note:

The incoming class for our parent Interdisciplinary Program (IBGP) interviewed 80 students (70 domestic, 10 international) from an applicant pool of 532 completed submissions (249 domestic, 283 international). Sixty-one of these students (54 domestic, 7 international) were offered positions and 15 (12 domestic, 3 international) will be matriculating over the summer and looking for laboratories to do rotations in the upcoming year. Our parent Medical School Training Program (MSTP) had 316 applicants, interviewed 65, and made offers to 39 students. Eight applicants matriculated on June 1, 2009 and are already hard at work in their various labs.

Currently we have 31 students in the Cellular and Molecular Pathology Program (CMP), 25 from the IBGP and 6 from the MSTP. Six students have defended their theses since last September. While it is too early to know exactly how many students will “officially” join CMP this fall, there are minimally three students joining from IBGP (they have already begun working in their respective new labs!) and likely there will be a total of nine. We may also have one student joining from the MSTP program. In addition to the CMP students (who are mentored by faculty throughout the SOM), there are five more graduate students from the SOM being mentored by Pathology faculty; two are in the IMB program and three are in CNUP. As of now, the graduate student stipend remains at \$24,650.00.

The Summer Undergraduate Research Program (SURP) began on May 26 and will run until July 31. This year, due to size limitations imposed by the School of Medicine, our program was limited to 10 students, including 4 who are generously funded by the DOD through a joint program with Tuskegee (congratulations to Alan Wells for helping to make this happen!). **Please plan to come and hear the student SURP presentations on the mornings of July 30/July 31.** More information regarding where and when will follow.

Once again, be reminded that if you are interested in having issues brought before the CMP committee, please share them with our CMP administrator, Shari Tipton (tiptonsl@upmc.edu), or me (wmars@pitt.edu). Also, I would love to know if you are aware of any outstanding faculty members who are not currently members of CMP but who would be eligible and have a possible interest in joining. This year alone we added five new faculty members to our program, and there are two more applications in progress.

Thanks so much!

Wendy M. Mars, Ph.D.
Director, Pathology SURP and CMP graduate program

RESIDENCY PROGRAM UPDATE

Chief Residents

The Chief residents for 2009 – 2010 are:

**CP – Jennifer Picarsic, Hannah Kastenbaum and Jay Raval and
AP – Amber Henry, Joey Oakley and Marian Rollins-Raval**

PGY-1 Class Orientation

This year a one-week ‘hands-on’ orientation will be provided at a COE bench with mentoring by a senior resident for the full week. Each PGY-1 – except for one on autopsy service – will continue on the same COE for 3 more weeks. - Reading assignments have been given to be completed prior to starting the program. In addition a review of normal histology will be given by Dr. Ozolek.

Residency Committee

The residency committee meets bi-monthly and membership includes all Rotation Directors, the Chief Residents and faculty who expressed interest in being committee members.

Recent activities include a) enhancements of recruitment process, b) approval of selection thresholds for the match list, c) fatigue, promotion and track change policies, d) updated time-off policy for limited carry over to senior years, e) added UPMC Mercy as Community Hospital Elective, and f) 4 residents participated in the UPP 12 week Leadership Certification Program

Fellowship Committee

The Fellowship Committee meets three times per year and membership is comprised of all Fellowship Directors, the Department Administrator (Brian Rudolph) and Dr. Michalopoulos.

Recent decisions include a) appointment of a Chief Fellow – Marie Dvorakova, b) approval of clinical instructor option for non-board certification fellowships continues at the discretion of the fellowship director, c) integration of resident and fellows schedule, d) clarification on presentations at multi-disciplinary conferences and e) review of fellowship slots for upcoming years including standard date for offer letters.

Pathology Medical Student Interest Group (PMSIG)

This group is now in its third year with newly elected officers – President /Vice President /Secretary . It meets bi-monthly over lunch excluding the summer. Faculty members continue to share their career paths with the group. Members are working actively with faculty to develop mini-electives in anatomical pathology – recently Dr Nicholas led one in surgical pathology.

Faculty Medical School Teaching Opportunities

Opportunities for faculty teaching are available in the Case Studies Course (March each year), Organ Based Systems Course (MS-2), Cell Biology and Pathobiology Course (August) and Advanced Clinical Skills Course (MS-3) in which pathology has a half-day session.

RESIDENCY PROGRAM UPDATE CONT'D.

Any faculty interested in exploring and teaching opportunities noted above should contact Trevor Macpherson via email: tmacpherson@mail.magee.edu or at 412-802-6013.

Department of Pathology Graduation Ceremony 2009

This year's Graduation Ceremony was held at the Herberman Conference Center. We graduated six residents and 19 fellows. All six residents are continuing with us in one of our fellowships. Among the 19 fellows five will pursue a second fellowship, eight will begin faculty appointments at academic institutions, and 4 will enter private practice. A special thank you to all who attended.

Trevor Macpherson, M.D.

Vice Chairman

Department of Pathology Education



Ibrahim Batel, M.D.

2008 Scholars Research Cervical Cancer Fellowship sponsored by the CAP Foundation (25,000\$/ 1 year). For the research proposal "**Glomerular Lesions in the Allograft Kidney: Etiology and Prognostic Factors.**"

The Pathology Post-doctoral Research Training Program (PPRTP) is dedicated to promoting the career development of Pathology post-doctoral fellows as independent investigators. The PPRTP gives post-docs an opportunity to compete for independent research funding in the form of a small one year grant to launch them on the path to an independent research career. It is a highly competitive process that includes peer review of applications by Pathology faculty and prior PPRTP grant awardees. We would like to congratulate the 2009 PPRTP Grant awardees:

Dr. Ludovic Leloup, Ph.D. for the study of Localization-Dependent Regulation of m-Calpain Activity During Wound Healing.

Dr. Li Liu, Ph.D. for the study of Mechanisms Regulating Bone Mass in Health and Disease.

Best of luck in your research!

Aaron W. Bell, Ph.D.

PPRTP Director

Basic research is like shooting an arrow into the air and, where it lands, painting a target.


-- Homer Burton Adkins

(1892-1949, American organic chemist)



Incoming Residents**2009-2010**Eumenia Castro, MD, PhDMD-Fundcao Tecnico-
Educacional Souza
Marques; PhD-Medical
Federal School of Tri-gulo
Mineiro UberabaRebecca Ocque, MDUniversity at Buffalo State
University of New York
School of Medicine & Bio-
medical SciencesKelly Garner, MDUniversity of Rochester
School of Medicine and
DentistrySomak Roy, MD

Seth G.S. Medical College

Sarah Harm, MDJefferson Medical College of
Thomas Jefferson UniversityMatthew Smith, MDUniversity of New Mexico
School of MedicineLananh Nguyen, MDUniversity of Pittsburgh
School of MedicineAnna Woodard, MDUniversity of South Carolina
School of Medicine**Fellows for 2009-10**Anand Padmanabhan, MD, PhD

Transfusion Medicine

Marie Dvorakova, MD

Cytopathology

Amer Heider, MD


Cytopathology

Alireza Zarineh, MD

Cytopathology

James Edinger, MD

Hematopathology

Amanda Wilson, MD

Hematopathology

Raju Pillai, MD

Molecular Genetic Pathology

Zhiqiang Brad Wang, MD,
PhD

Molecular Genetic Pathology

Kelley Capocelli, MD

Pediatric Pathology

Deborah Giusto, MD

Gastrointestinal Pathology

Alicia Liang, MD

Genitourinary Pathology

Louise-Marie Giroux, MD, PhD

Head and Neck Pathology

Daniel Jones, MD

Gynecologic and Breast Pathology

Elizabeth Marchetti, MD

Gynecologic and Breast Pathology

Leo Niemeier, MD

Gynecologic and Breast Pathology

Sonal Kamat, MD

Surgical Pathology

Joshua Lloyd, MD


Surgical Pathology

Ibrahim Batal, MD

Transplant Pathology

Bryan Dangott, MD

Pathology Informatics



MEDICAL STUDENT TRAINING PROGRAM & PHYSICIAN SCIENTIST TRAINING PROGRAM UPDATE

For 2009 the Pittsburgh MSTP received 319 applications. We interviewed 65 of these stellar applicants and offered acceptances to 39. The male to female ratio of accepted applicants was 27:12. Their average MCAT was 12.1 with an average overall GPA of 3.8. We held a placement (aka second look) weekend at the end of March at Le Mont. On June 1st we matriculated a class of 9 excellent students (8 new students and one 2nd year medical student). Four of the students have targeted bioengineering for their thesis work but the others are still to decide on a graduate program. One way of meeting the students and encouraging their interest in Pathology would be to attend our August 21st retreat. As in previous years the scientific portion of the retreat will be held on Friday in the South BST first floor. For more information on the retreat agenda please see <https://www.mdphd.pitt.edu/retreat.asp>


This year we received a very generous offer from our most ardent sponsor, Dr. Art Levine, Dean of the School of Medicine. To help our students wrap up their training in a timely fashion and help our superb faculty to continue training them at the next level, Dr. Levine created the MSTP postdoctoral fellowship. Students graduating in December now can begin training as postdoctoral fellows while faculty can bring them into their labs at half the cost, the other half covered by Dr. Levine. The MSTP fellowship resets the bar for institutional commitment to our program.

Lastly, this year's MD-PhD Section of AAMC will be held in Keystone Colorado July 23-25. As Chair of the Section and head of the program committee, I can guarantee a thought provoking, high energy and definitely high altitude meeting with discussion of training outcomes and career opportunities for physician scientists.

Clayton A. Wiley, M.D./Ph.D.
ASSOCIATE DEAN, DIRECTOR
OF MSTP & CO-DIRECTOR OF PSTP

I am among those who think that science has great beauty. A scientist in his laboratory is not only a technician: he is also a child placed before natural phenomena which impress him like a fairy tale.

[Marie Curie](#)



PATHOLOGY
RESEARCH SEMINAR
SERIES

Title: TBA

Holger Willenbring Ph.D.

University of California San Francisco
San Francisco, CA
Wednesday, September 9, 2009—noon
1104 Scaife Hall

“Profilin-1 in Breast Cancer”

Partha Roy, Ph.D.

Assistant Professor of Bioengineering
and Pathology
Department of Bioengineering
University of Pittsburgh
Wednesday, September 16, 2009
noon
1104 Scaife Hall

Annual Martínez Lecture

Seth Love, MB BCH, Ph.D.

Professor of Neuropathology
University of Bristol
Bristol, France
Thursday, September 23, 2009
noon
1105 AB Scaife Hall

"Kidney, Skin and Progeria: From
Mouse Pathology to Human Disease"

Jeffrey H. Miner, Ph.D.

Professor of Medicine and of Cell
Biology and Physiology
Washington University School of
Medicine
St. Louis, MO
Wednesday, October 7, 2009
noon
1104 Scaife Hall

PUBLICATIONS

Qiu, W., Carson-Walter, E.B., Kuan, S.F., Zhang, L., and Yu, J. (2009) PUMA suppresses intestinal tumorigenesis in mice. *Cancer Research* (In Press).

Yu, J. and Zhang, L. (2009) PUMA, a potent killer with or without p53. *Oncogene* (In Press).

Wang, P., Qiu, W., Dudgeon, C., Liu, H., Huang, C., Zambetti, G.P., Yu, J., and Zhang, L. (2009) PUMA is directly activated by NF- κ B and contributes to TNF- α -induced apoptosis. *Cell Death & Differentiation* 2009 May 15. [Epub ahead of print]

Sun, Q., Ming, L., Thomas, S.M., Wang, Y., Chen, Z.G., Ferris, R.L., Grandis, J.R., Zhang, L., and Yu, J. (2009) PUMA mediates EGFR tyrosine kinase inhibitor-induced apoptosis in head and neck cancer cells. *Oncogene* 2009 May 4. [Epub ahead of print]

Dudgeon, C., Qiu, W., Sun, Q.H., Zhang, L., and Yu, J. (2009) “Transcriptional Regulation of Apoptosis” in *Essentials of Apoptosis* (2nd Edition, ed. Yin, X.M. and Dong, Z., Humana Press) (In Press).

Yu, J. and Zhang, L. (2009) “PUMA (p53 upregulated modulator of apoptosis)” in *Encyclopedia of Cancer* (2nd Edition. Ed. Manfred Schwab, Springer) 2501-2503.

Garrison, S.P., Jeffers, J.R., Yang, C., Nilsson, J.A., Hall, M.A., Rehg, J.E., Yue, W., Yu, J., Zhang, L., Onciu, M., Sample, J.T., Cleveland, J.L., and Zambetti, G.P. (2008) Selection against PUMA gene expression in Myc-driven B cell lymphomagenesis. *Molecular and Cellular Biology* 28: 5391-5402.

Ming, L., Sakaida, T., Yue, W., Jha, A., Zhang, L., and Yu, J. (2008) Sp1 and p73 activate PUMA following serum starvation. *Carcinogenesis* 29:1878-

Cieply B, Zeng G, Singh T-P, Geller DA, Monga SP. Unique phenotype of hepatocellular cancers with exon-3 mutations in beta-catenin gene. *HEPATOLOGY* 2009 Mar;49(3):821-31

Apte U, Singh S, Zeng G, Cieply B, Virji MA, Wu T, Monga SP. b-Catenin activation promotes liver regeneration after acetaminophen-induced injury. *American Journal of Pathology* (IN Press, September 2009)

PATHOLOGY
RESEARCH SEMINAR
SERIES

Seminar Title: TBA

M. Anna Kowalska, Ph.D.

Senior Scientist

Department of Hematology

The Children's Hospital of

Philadelphia

Philadelphia, PA

Wednesday, October 14, 2009- noon

1105AB Scaife Hall

Seminar Title: TBA

Jonathan A. Fletcher, M.D.

Department of Pathology

Brigham and Women's Hospital

Boston, MA

Wednesday, October 28, 2009—noon

1105A/B Scaife Hall

Annual Totten Lecture

Mark R. Wick, M.D., FCAP

Professor of Pathology

University of Virginia Health System

Wednesday, November 11, 2009—

noon

1104 Scaife Hall



Monaco, SE, Dabbs, DJ, Kanbour-Shakir A: Pleomorphic Lobular Carcinoma in Pleural Fluid: Diagnostic Pitfall for Atypical Mesothelial Cells. *Diagnostic Cytopathology*, 36: 657-661, 2008.

Fader AN, Edwards RP, Cost M, Kanbour-Shakir A, Kelley JP, Schwartz B, Sukumvanich P, Comerci J, Sumkin J, Elishaev, E, Rohan LC: Sentinel Lymph Node Biopsy in Early-stage Cervical Cancer: Utility of Intraoperative Versus Postoperative Assessment. *Gynecologic Oncology*, 111:13-17, 2008.

Gur, A S, Unal B, Edington H, Kanbour-Shakir A, Soran A: Pseudoangiomatous Stromal Hyperplasia (PASH) of the Breast: Intraductal Appearance. *J of Obstet Gynecol Research*, (In press), 2009.

Onuma, K, Kanbour-Shakir, A, Kanbour, A: Pemphigus Vulgaris of the Vagina, cytologically Mimicking Malignant Cells, Its cytomorphologic features on liquid-based cytology; Case report and Differential Diagnosis. *Diagnostic Cytopathology*. (In press), 2009.


Tourkova I.L., Shurin G.V., Ferrone S., Shurin M.R. Interferon Regulatory Factor 8 Mediates Tumor-induced Inhibition of Antigen Processing and Presentation by Dendritic Cells. *Cancer Immunol Immunother.*, 58:567-574, 2009.

Shurin M.R., Potapovich A., Tyurina Y.Y., Tourkova I.L., Shurin G.V., Kagan V.E. Recognition of live phosphatidylserine-labeled tumor cells by dendritic cells: a novel approach to immunotherapy of skin cancer. *Cancer Research* 69(6): 2487-2496, 2009.

Shurin G.V., Tourkova I.L., Kaneno R., Shurin M.R. Chemotherapeutic agents in noncytotoxic concentrations increase antigen presentation by dendritic cells via an IL-12-dependent mechanism. *J. Immunology* 2009, in press.

Kaneno R., Shurin G.V., Tourkova I.L., Shurin M.R. Chemomodulation of human dendritic cell function by antineoplastic agents in low noncytotoxic concentrations. *J. Translat. Medicine*, 2009, in press.

I would rather be exposed to the inconveniences attending too much liberty than to those attending too small a degree of it. Thomas Jefferson *to Archibald Stuart, 1791 3rd president of US*
(1743 - 1826)



PATHOLOGY
RESEARCH SEMINAR
SERIES

**“Nuclear Receptor Coactivators in
Liver Function”**

Janardan Reddy, M.D.

Professor of Pathology
Department of Pathology
Northwestern University

Chicago, IL

Wednesday, December 2, 2009- noon

1104 UPMC Conference Center
Scaife Hall

Seminar title: TBA

Herbert W. Virgin, IV M.D., Ph.D.

Edward Mallinckrodt Professor
and Chairman
Washington University
St. Louis, MO

Wednesday, January 13, 2010

Noon

Room: TBA



Larjava, H., Plow, E. F. and Wu, C. Kindlins: Essential regulators of integrin signaling and cell-matrix adhesion. *EMBO Reports* (2008) 9(12):1203-1208.

Ithychanda, S. S., Das, M., Ma, Y., Ding, K., Wang, X., Gupta, S., Wu, C., Plow, E. F. and Qin, J. Migfilin: a molecular switch in regulation of integrin activation. *J. Biol. Chem.* (2009) 284(7):4713-22.

Akhtar, N., Marlow, R., Lambert, E., Schatzmann, F., Lowe, E., Cheung, J., Katz, E., Li, W., Wu, C., Dedhar, S., Naylor, M.J. and Streuli, C.H. Molecular dissection of integrin signalling proteins in the control of mammary epithelial development and differentiation. *Development* (2009) 136(6):1019-27.

Yang, Y., Wang, X., Hawkins, C. A., Chen, K., Vaynberg, J., Mao, X., Tu, Y., Zuo, X., Wang, J., Wang, Y. X., Wu, C., Tjandra, N. and Qin, J. Structural basis of focal adhesion localization of LIM-only adaptor PINCH by integrin-linked kinase. *J. Biol. Chem.* (2009) 284(9):5836-5844.

Zhang, Y., Tu, Y., Zhao, J., Chen, K. and Wu, C. Reversion-Induced LIM (RIL) interaction with Src reveals a novel Src inactivation cycle. *J. Cell Biol.* (2009) 184(6):785-792.

Zahka K, Kalidas K, Simpson MA, Cross H, Keller B, Galambos C, Gurtz K, Patton MA, Crosby AH: Homozygous mutation of MYBPC3 associated with severe infantile hypertrophic cardiomyopathy at high frequency amongst the Amish. *Heart*. 2008; 94:1326-30.

Castro ECC, Galambos C: Prox-1 and VEGFR3 antibodies are superior to D2-40 in identifying malformed lymphatic vessels in cystic hygromas --- a proposal of a new immunohistochemical panel to differentiate lymphatic from other vascula malformations *Pediatr Dev Pathol*. 2008 Oct 20:1.

Castro ECC, Galambos C: Transient lymphangiogenesis is a component of the inflammatory tissue response to extravasated mucin in mucocoeles *Pediatr Dev Pathol*. 2008 Oct 20:1.

Walpusk JA., Galambos C: Electron microscopy identifies virus in cells lifted from microscopic slides---a useful method for a unique circumstance *Pediatr Dev Pathol*. 2008 Dec 3:1.

Feingold B, Wearden P, Morell, V, Galvis D, Galambos C: Expression of A and B blood group antigens on cryopreserved homografts *Ann Thorac Surg*. 2009; 87:211-4.

Walpusk JA., Galambos C: The lift technique---forty years of experience at the Department of Pathology, Children's Hospital of Pittsburgh. *Ultrastruct Pathol*. 2009;33:76-82.

Subramanian M, Pilli T, Bhattacharya P, Pacini F, Nikiforov YE, Kanteti PV, Prabhakar BS. Knockdown of IG20 Gene Expression Renders Thyroid Cancer Cells Susceptible to Apoptosis. *J Clin Endocrinol Metab.* April 2009, 94(4):1467-1471.

Nikiforova MN, Chiosea SI, Nikiforov YE. MicroRNA Expression Profiles in Thyroid Tumors. *Endocr Pathol.* 2009 20:85-91.

Nikiforov YE, Steward DL, Robinson-Smith TM, Haugen BR, Klopper JP, Zhu Z, Fagin JA, Falciglia M, Weber K, Nikiforova MN. Molecular testing for mutations in improving the fine needle aspiration diagnosis of thyroid nodules. *J Clin Endocrinol Metab.* June 2009, 94(6):2092-2098.

Chiosea S, Nikiforova M, Zuo H, Ogilvie J, Gandhi M, Seethala RR, Otori NP, Nikiforov Y. A Novel Complex BRAF Mutation Detected in a Solid Variant of Papillary Thyroid Carcinoma. *Endocr Pathol.* 2009 29L122-126,.

Shuda M, Arora R, Kwun HJ, Feng H, Sarid R, Fernandez-Figueras MT, Tolstov Y, Gjoerup O, Mansukani MM, Swerdlow SH, Chaudhary PM, Kirkwood JM, Nalesnik MA, Kant JA, Weiss LM, Moore PS, Chang Y. Human Merkel cell polyomavirus infection I. MCV T antigen expression in Merkel Cell carcinoma, lymphoid tissues and lymphoid tumors. *International Journal of Cancer; in press.*

Tolstov Y, Pastrana DV, Feng H, Becker JC, Jenkins FJ, Moschos S, Chang Y, Buck CB, Moore PS. Human Merkel Cell polyomavirus infection II. MCV is a common human infection that can be detected by conformational capsid epitope immunoassays. *International Journal of Cancer. in press.*

Ryberg H, and Bowser, R. (2008). Protein biomarkers for amyotrophic lateral sclerosis. *Expert Rev Proteomics*, 5(2): 249-262.

Jing Z, Caltagarone J., and Bowser, R. (2009). Altered subcellular distribution of c-Abl in Alzheimer's disease. *J Alz Dis*, 10: In press.

C. Horbinski, S. Dacic, RE McClendon, K. Cieply, M. Datta, DJ Brat and CT Chu (2009) Chordoid glioma: A case report and molecular characterization of five cases. *Brain Pathol* 19:439-448.

RK Dagda, J Zhu, SM Kulich and CT Chu. Mitochondrially localized ERK2 regulates mitophagy and autophagic cell stress. *Autophagy* 4:770-782, 2008.

L Du, RW Hickey, H Hayir, SC Watkins, VA Tyurin, F guo, PM Kochanek, LW Jenkis, J Ren, G Gibson, CT Chu, VE Kagan and RSB Clark. Starving neurons show sex difference in autophagy. *J Biol chem.*, 284:2383-2396, 2009.

CT Chu, Ed Plowey, RK Dagda, RW Hickey, SJ Cherra III and RSB Clark. (2009). Autophagy in neurite injury and neurodegeneration: in vitro and in vivo models. *Meth Enzymol*, 453:217-249.

PG Mastroberardino, EK Hoffman, MP Horowitz, R Betarbet, G Taylor, D Cheng, HM Na, CA Gutekunst, M Gearing, JQ Trojanowski, M Anderson, CT Chu, J Peng, JT Greenamyre. (2009) a novel transferring/TfR2-mediated mitochondrial iron transport system is disrupted in Parkinson's disease. *Neurobiol Dis* 34:417-431.

CRK Dagda, SJ Cherra III, SM Kulich, A Tandon, D Park and CT Chu. (2009) Loss of PINK1 function promotes mitophagy through effects on oxidative stress and mitochondrial fission. *J Biol Chem.* 284:13843-13855.

H Bayir, A Kapralov, J Jing, Z Huang, YY Tyurina, VA Tyurin, Q Zhao, NA Belikova, II Vlasova, A Maeda, J Zhu, HM Na, PG Mastroberardino, LJ Sparvero, AA Amoscato, CT Chu, JT Greenamyre and VE Kagan (2009) Peroxidase mechanism of lipid dependent cross-linking of synuclein with cytochrome c: Protection against apoptosis versus delayed oxidative stress in Parkinson disease. *J Biol Chem* 284:15951-15969.

Sohrab P. Shah¹, Martin Köbel², Janine Senz¹, Ryan Morin³, Blaise Clarke⁴,.....Zhao, C..... David G. Huntsman^{1,2} Mutation of the FOXL2 gene in granulosa cell tumors of the ovary. *New Engl J Med.* 360:2719-29, 2009.

Zhao C, Florea A, Onisko A, Austin RM. Histologic follow-up results in 662 patients with Pap test findings of atypical glandular cells: results from a large academic women hospital laboratory employing sensitive screening methods. *Gynecol Oncol.* Accepted in May, available online June 9, 2009.

Zhao C, Vinh TN, McManus K, David D, Barner R, Russell V. Comparison of 6 immunohistochemical sex cord-stromal markers within and between 5 types of ovarian sex cord-stromal tumors: Optimizing the selection of a panel of diagnostic markers. *Am J Surg Pathol.* 33:354-366, 2009.

Bandyopadhyay S, Austin RM, Dabbs D, Zhao C (correspondence author). Adjunctive HPV DNA Testing Is a Useful Option in Some Clinical Settings for Disease Risk Assessment and Triage of Women with ASC-H Pap Results. *Arch Pathol Lab Med.* 132(12):1874-1881, 2008.

Austin RM, Zhao C. Test group biases and ethical issues mar New England Journal of Medicine articles promoting HPV screening for cervical cancer in rural India. *Cytojournal.* May 2009.

Zhao C, Raza A, Martin SE, Pan J, Greaves TS, Cobb CJ. Breast Fine Needle Aspiration Samples Reported as "Proliferative Breast Lesion": Clinical Utility of the Subcategory "Proliferative Breast Lesion with Atypia". *Cancer* 117:137-147, 2009.

Zhao C, Florea A, Austin RM. The utility of high risk HPV testing in women with atypical glandular cells. *Arch Pathol Lab Med.* Accepted in Feb. 2009

H, Austin RM, Dabbs D, Zhao C (correspondence author). Follow-Up Findings in women with HPV-positive ASCUS Screening test results in a large women hospital. *Arch Pathol Lab Med.* Accepted in December 2008.

Zhao C., and Austin RM. Adjunctive high risk HPV DNA testing is a useful option for disease risk assessment. *Cancer.* 114(4):242-248. 2008.

Zhao C. and Austin, RM. High risk HPV DNA test result are useful for disease risk stratification in women with unsatisfactory liquid- based cytology Pap test results. *J Low Genit Tract Dis.* 13(2):79-84, 2009.

Zhao, C., Barner, R., Vinh, TN., McManus, K, David, D., Russell, V. SF1 is a diagnostically useful immunohistochemical marker and comparable to other sex cord-stromal tumor markers for the differential diagnosis of ovarian Sertoli cell tumor. *Int J Gynecol Pathol.* 27(4):507-514, 2008.

Zhao, C., Austin, RM, Pan, J., Barr, N., Martin, SE., Raza, A., Cobb, C. Clinical Significance of Atypical Glandular Cells (AGC) in Conventional Pap Smears in a Large High Risk U.S. West Coast Minority Population. *Acta Cytol.* 53:153-159, 2009.

Gur AS, Unal B, Zhao C, Johnson R, Edington H, Soran A. Lobular carcinoma in situ of the breast and ductoscopy. *The Breast Journal*. Accepted in January 2009.

Szczepanski MJ, Czystowska M, Szajnik M, Harasymczuk M, Boyiadzis M, Kruk-Zagajewska A, Szyfter W, Zeromski J, Whiteside TL. Triggering of toll-like receptor 4 expressed on human head and neck squamous cell carcinoma promotes tumor development and protects the tumor from immune attack. *Cancer Res.*, 69(7):3105-3113, 2009. PMID: 19318560.

Szczepanski MJ, Szajnik M, Czystowska M, Mandapathil M, Strauss L, Welsh A, Foon KA, Whiteside TL, Boyiadzis M. Increased frequency and suppression by regulatory T cells in patients with acute myeloid leukemia. *Clin. Cancer Res.*, 15(10): 3325-32, 2009. PMID: 19417016.

Hoffmann TK, Schirlau K, Sonkoly E, Pivarcsi A, Balz V, Muller A, Homey B, Boelke E, Reichert T, Friebe-Hoffmann U, Greve J, Schuler P, Scheckenbach K, Schipper J, Whiteside TL, Bier H. A novel mechanism for anti-EGFR antibody action involves chemokine-mediated leukocyte infiltration. *Int. J. Cancer*, 124: 2589-2596, 2009. PMID: 19208382.

Whiteside TL. Tricks tumors use to escape from immune control. *Oral Oncology*, In Press, 2009. doi 10.1016/j.oraloncology.2009.03.006 PMID: 19467917.

Mandapathil M, Lang S, Gorelik E, Whiteside TL. Isolation of functional human regulatory T cells (Treg) from the peripheral blood based on the CD39 expression. *J. Immunol. Meth.*, In Press, 2009. May 18 [Epub ahead of print], PMID: 19450601.

Strauss L, Czystowska M, Szajnik M, Mandapathil M, Whiteside TL. Differential responses of human regulatory T cells (Treg) and effector T cells to rapamycin. In Press, *PLoS One*, 2009.

Mandapathil M, Szczepanski MJ, Szajnik M, Ren J, Lenzner DE, Jackson EK, Gorelik E, Lang S, Johnson JT, Whiteside TL. Increased ectonucleotidase expression and activity in Treg of patients with head and neck cancer. In Press, *Clin. Cancer Res.*, 2009.

Szczepanski MJ, Szajnik M, Welsh A, Foon KA, Whiteside TL, Boyiadzis M. Interleukin-15 enhances NK cell cytotoxicity in patients with acute myeloid leukemia by upregulating the activating NK cell receptors. In Press, *Cancer Immunol. Immunother.* 2009

Liu Y, Parry JA, Chin A, Duensing S, Duensing A. Soluble histone H2AX is induced by DNA replication stress and sensitizes cells to undergo apoptosis. *Mol. Cancer* 2008; 7:61.

Ahmad A, Robinson AR, Duensing A, van Drunen E, Beverloo HB, Weisberg DB, Hasty P, Hoeijmakers JH, Niedernhofer LJ. ERCC1-XPF endonuclease facilitates double-strand break repair. *Mol. Cell Biol.* 2008, 28:5082-92.

Liu Y, Perdreau SA, Chatterjee P, Wan L, Kuan, SF, Duensing A. Imatinib mesylate induces quiescence in gastrointestinal stromal tumor (GIST) cells through the CDH1-SKP2-p27^{Kip1} signaling axis. *Cancer Res.* 2008, 68:9015-23.

Spardy N, Duensing A, Hoskins EE, Wells SI, Duensing S. HPV-16 HPV-16 E7 reveals a link between DNA replication stress, FANCD2 and alternative lengthening of telomeres (ALT)-associated PML bodies (APBs). *Cancer Res.* 2008, 68:9954-63.

Korzeniewski N, Zheng L, Cuevas R, Parry J, Chatterjee P, Anderton B, Duensing A, Munger K, Duensing S. The SCF component CUL1 is a centrosomal suppressor of centriole multiplication. *Cancer Res.* (accepted for publication)

Englert JM, Ramsgaard L, Valnickova Z, Enghild JJ, Oury TD. (2008) Large scale isolation and purification of soluble RAGE from lung tissue. *Protein Expr. Purif.* **61**: 99-101. PMID: 18558495

Kliment CR, Clemens K, Oury TD. (2009) North American erionite-associated mesothelioma with pleural plaques and pulmonary fibrosis. A case report. *Int. J. Clin. Exper. Path.* **2**: 407-410. PMC2615598.

Kliment CR, Englert JM, Gochuico B, Yu G, Kaminski N, Rosas I, Oury TD. (2009) Oxidative Stress Alters Syndecan-1 Distribution in the Lung During Pulmonary Fibrosis. *J. Biol. Chem.* **284**: 3537-45. PMC2635035 [Available on 2010/02/06]

Ganguly K, Depner M, Fattman C, Bein K, Oury TD, Wesselkamper SC, Borchers MT, Schreiber M, Gao F, von Mutius E, Kabesch M, Leikauf GD, Schulz H. (2009) Superoxide dismutase 3, extracellular (SOD3) variants and lung function, *Physiol Genomics.* **37**:260-267

Voeghtly L, Thogersen I, Chu C, Oury TD, Enghild J. (2007) Biosynthesis and plasma elimination of mature prostate specific antigen and its activation peptide. *Int. J. Clin. Exper. Path.* In Press.

Ghio AJ, Tan RT, Ghio K, Fattman CL, Oury TD. (2009) Iron accumulation and expression of iron-related proteins following *in vivo* exposure to crocidolite. *J. Env. Path. Tox. Onc.* In Press.

Ni, H-M, X. Chen, Y-H. Shi, Y. Liao, A.A. Beg, J. Fan, X-M. Yin. Genetic delineation of the pathways mediated by Bid and JNK in TNF α -induced liver injury in adult and embryonic mice. *J Biol Chem.* **284**: 4373-4382,2009.

Hodge, DL, J. Yang, M.D. Buschman, P.M. Schaughency, H. Dang, W. Bere, Y. Yang, R. Savan, J.J. Subleski, X.-M. Yin, T.P. Loughran Jr, H.A. Young. Interleukin-15 enhances proteasomal degradation of bid in normal lymphocytes: implications for large granular lymphocyte leukemias. *Cancer Res.* **69**:3986-94, 2009.

Ding, W-X, H-M Ni, W. Gao, X. Chen, J.H. Kang, D. B. Stolz, J. Liu and X.-M. Yin. Oncogenic transformation confers a selective susceptibility to the combined suppression of the proteasome and autophagy. *Mol Cancer Ther.* **7** (8), July, 2009.

W-X. Ding and X.-M. Yin. Analysis of autophagy in the liver and hepatocytes. *Methods in Enzymology*, **453**: 391-410, 2009.

Monzon F, Dr. Ogino S, Hammond ME, Halling K, Bloom K, Nikiforova MN. The Role of KRAS Mutation Testing in the Management of Patients with Metastatic Colorectal Cancer. *Arch Pathol Lab Med*, 2009 (in press).

Nikiforov YE, Steward DL, Robinson-Smith TM, Haugen BR, Klopper JP, Zhu Z, Fagin JA, Falciglia M, Weber K, Nikiforova MN. Molecular Testing for Mutations in Improving the Fine Needle Aspiration Diagnosis of Thyroid Nodules. *J Clin Endocrinol Metab.* June 2009, **94**(6):2092-2098.

Nikiforova MN, Mantha G. The Molecular edge: Tissue identity testing. *Advance Administrators Laboratory* 2009, **18** (5): 24.

Chiose S, Nikiforova MN, Zuo H, Ogilvie J, Gandhi M, Seethala R, Nikiforov YE. A novel complex BRAF mutation detected in a solid variant of papillary thyroid carcinoma. *Endocrine Pathology* 2009 **20**:122-126.

Achcar RD, Nikiforova MN, Dacic S, Nicholson AG, Yousem SA. Mammalian mastermind like 2 11q21 gene rearrangement in bronchopulmonary mucoepidermoid carcinoma. *Hum Pathol.* 2009 **131** (5): 694-700.

CME CREDIT UPDATE

The University of Pittsburgh School of Medicine, Center for Continuing Education for the Health Sciences transcripts can be obtained via the Internet at ccehs.upmc.edu. Click on the link "Credit Transcripts" enter the required information (last name, last five digits of social security number). To receive a complete transcript do not enter dates and choose "submit." The transcript reflects the American Medical Association Category 1 credits or the Continuing Education Units (CEUs) which have been entered into the Center's database. To print the credit transcripts, please click on the drop down menu next to the Select Option and select Print Credit Transcripts. Credits from other institutions can be entered using the option "add/modify" credit information. The Center for Continuing Education will not validate this section of the credit transcript. For questions about the Continuing Medical Education Credits, please contact 412.647.8232.

ANNUAL REPORT UPDATE

The School of Medicine has requested that an annual report be submitted by October 1. An e-mail has been sent to the faculty requesting individual information and hopefully **everyone will respond by August 21**. The data needed includes a research summary paragraph, Study Sections, Advisory Committees, honors, recognition and awards and a bibliography for the last three years (2007, 2008, 2009). Collecting information from all members in the Department is time consuming therefore we are asking you to please respond by August 21 so that we can meet the deadline of October 1. Thank you in advance for your cooperation in compiling the annual report. If you have any questions, please contact Chris Szalkuski at szalkuskict@upmc.edu. Thank you.

EDUCATIONAL CREDIT UNIT UPDATE

Just a reminder that the Educational Credit Units (ECUs) will be collected from every faculty member. ECU spreadsheets will be distributed to the Departments from the Office of Medical Education with the information they have captured for teaching from the Medical School and the Graduate Program. We will post the information on our webpage and ask Faculty to review the information. The turn-around-time for responding will be four weeks, therefore this message is sent to alert you that the ECU information is to come at the end of July. If you have any questions please contact Chris Szalkuski at szalkuskict@upmc.edu. Thank you.

PUBLICATION NOTIFICATION FORM UPDATE

The Dean has requested a Notification of Publication form for each manuscript accepted for publication in a peer-reviewed journal. The forms ensure compliance with human and animal research policies, technology transfer/patent guidelines and the requirements for citation of grant support. Please submit two copies of the manuscript along with the notification form directly to Dr. Michalopoulos' office and it will be forwarded to the Dean's office. The forms can be accessed via the website at: <http://www.health.pitt.edu/cbmi/notification.htm>. Thank you.



Shashi Donthamsetty, Ph.D. (postdoc in Dr. Michalopoulos' lab) and his wife Vishakha Bhave, (Research Associate in Dr. Michalopoulos' lab) welcomed their first baby, a daughter, Siya, born on March 11 at 2:45 p.m. weighing 6 lbs and 2 ozs.

Bill Bowen (head tech in Dr. Michalopoulos' lab) and wife Kari Nejak-Bowen (Ph.D. Student in Experimental Pathology) welcomed their second child, a daughter, Ellinor Kathryn, born on March 8 at 2:05 a.m. weighing 7 lbs and 9 ozs. The Bowen's have two sons, Ian 2 y/o and Will 17 y/o.



James T. Edinger, M.D. (Resident) and wife Melissa welcomed their second child, a son, Grant Nicholas, born June 4. The Edinger's have a 16 month-old daughter, Devin also.

Bowen Liu, graduate student in Dr. Michalopoulos' lab,
married in China
on May 16, 2009 to Yue Zhang,
a graduate student in
the Information Science Department at Pitt.

